

PRIME
RESEARCH

By  **HDFC securities** 
Click. Invest. Grow. **20 YEARS**

 **HDFC securities** 
Click. Invest. Grow. **20 YEARS**

Prime Weekly

March 03, 2025



Some respite in the offing for the Bulls

Relief for the bulls appears to be on the horizon, offering a welcome break from recent challenges. Equity markets closed higher on Friday following U.S. inflation data that matched consensus expectations. Stocks in the Asia-Pacific region opened higher on Monday, shrugging off concerns about tariffs on Canada, Mexico, and China, while European leaders pledged support for Ukraine.

Chinese top officials meet this week to discuss economic priorities, and the market's hopes run high for further stimulus. To bolster domestic demand, a ramp-up in fiscal spending is expected to be announced at the National People's Congress, as well as measures to defuse a property crisis and put an end to the deflationary spiral.

Cryptocurrencies, especially Bitcoin, surged after Donald Trump announced that the U.S. would move forward with establishing a crypto strategic reserve.

Signs of improvement in local macroeconomic parameters suggest that the current softer patch in earnings growth may soon ease. In February 2025, India's composite Purchasing Managers' Index (PMI) rose to 60.6 points, up from 57.7 in January 2025. India's Sales Managers Index hit a 63-month high, reflecting rapid economic expansion in February.

For the week, Immediate support for the Nifty is expected in the 22,000-22,050 range, below which it could fall further toward the 21777 level. On the upside, the 5-day EMA near 22,500 could serve as resistance.

Indian markets are likely to open higher, supported by Friday's positive close in US markets and strength in Asian markets.

DOMESTIC INDICES

| | 28-FEB-25 | 21-FEB-25 | % CHG |
|-----------|-----------|-----------|-------|
| SENSEX | 73198 | 75311 | -2.8% |
| NIFTY | 22125 | 22796 | -2.9% |
| MIDCAP | 47915 | 50486 | -5.1% |
| SMALL CAP | 14700 | 15637 | -6.0% |

NIFTY EARNINGS

| NIFTY | FY 24 | FY 25E | FY 26E |
|-------|-------|--------|--------|
| EPS | 1000 | 1130 | 1200 |
| P/E | 23.0 | 21.0 | 19.0 |

SECTORAL INDICES

| | 28-FEB-25 | 21-FEB-25 | % CHG |
|------------|-----------|-----------|-------|
| BANKEX | 54852 | 55718 | -1.6% |
| CONS. DUR. | 52965 | 54538 | -2.9% |
| FMCG | 18383 | 18943 | -3.0% |
| HEALTHCARE | 38212 | 39620 | -3.6% |
| METAL | 28004 | 29197 | -4.1% |
| AUTO | 45860 | 48135 | -4.7% |
| POWER | 5763 | 6091 | -5.4% |
| CAP. GOODS | 55241 | 58399 | -5.4% |
| OIL & GAS | 22574 | 23901 | -5.6% |
| REALTY | 6191 | 6561 | -5.6% |
| PSU | 15903 | 16903 | -5.9% |
| TECK | 17137 | 18408 | -6.9% |
| IT | 36679 | 39764 | -7.8% |




GLOBAL INDICES

| | 28-FEB-25 | 21-FEB-25 | % CHG |
|----------------|-----------|-----------|-------|
| FTSE | 8810 | 8659 | 1.7% |
| DAX | 22551 | 22288 | 1.2% |
| Dow Jones | 43841 | 43428 | 1.0% |
| CAC | 8112 | 8155 | -0.5% |
| Hang Seng | 23275 | 23478 | -0.9% |
| S&P 500 | 5955 | 6013 | -1.0% |
| Shanghai Comp. | 3338 | 3379 | -1.2% |
| Nikkei | 37580 | 38777 | -3.1% |
| Nasdaq | 18847 | 19524 | -3.5% |

INSTITUTIONAL ACTIVITY

| Rs Cr | 28-Feb-25 | 27-Feb-25 | MAR TOTAL |
|-------|-----------|-----------|-----------|
| FII | -11639 | -557 | -11639 |
| DII | 12309 | 727 | 12309 |

News Highly Sensitive to Stock Price

| Impact | Stock | News |
|---|-----------------------------|---|
|  | NLC India | <p>Company has bagged a contract from SJVN Ltd to develop and operate a 200 MW wind power project. The project was secured through an e-reverse auction at a tariff of Rs 3.74 per kWh. The project is set to generate 526 MU of clean green power each year offsetting an equivalent amount of greenhouse gas emissions. Company aims to achieve 10 GW renewable energy capacity by 2030.</p> |
|  | Unichem Laboratories | <p>United States Food and Drug Administration (US FDA) conducted an inspection at the Company's Pithampur API facility from 24th February 2025 to 28th February 2025. The inspection closed with four observations which were more of procedural changes with none of these related to data integrity. The Company will provide the necessary response on these observations to US FDA within stipulated 15 days.</p> <p>Unichem approved Sale of land to Macrotech Developers admeasuring ~3.40 acres alongwith old construction building area of approx. 82,220 sq. ft situated at Prabhat Estate, off S.V. Road, Jogeshwari (West), Mumbai. It is done at consideration of Rs 279 crore and likely to be completed by June-2025.</p> |
|  | Dalmia Bharat | <p>Company, through its subsidiaries, will establish a 3.6 MTPA (million tonnes per annum) clinker unit and a 3 million tonnes per annum (MTPA) grinding unit at its existing Belgaum plant in Karnataka.</p> <p>It will also set up a new greenfield split grinding unit with a capacity of 3 MTPA in Pune, Maharashtra. With the expansion, Dalmia Bharat's total installed cement capacity will increase to 55.5 MTPA, after considering the ongoing expansion of 2.9 MT in Assam and Bihar. Total capex is expected around Rs 3520 crore. It is likely to be commissioned by Q4FY27.</p> |

| Stock | News | | | |
|---------------------------------|--------------------|--------|---------|---------|
| Monthly Automobile Sales | Company | Feb-25 | YoY (%) | MoM (%) |
| | Maruti Suzuki | 199400 | 1.0 | -6.1 |
| | Hyundai | 58727 | 6.8 | -10.5 |
| | Tata Motors (PV) | 46811 | -8.8 | -3.1 |
| | Tata Motors (CV) | 32533 | -7.3 | 1.7 |
| | M&M (PV) | 50420 | 18.9 | -0.5 |
| | M&M (Tractors) | 25527 | 17.8 | -7.4 |
| | Eicher Motors (2W) | 90670 | 19.4 | -0.5 |
| | TVS Motor | 403976 | 9.6 | 1.6 |
| | Hero Moto | 388068 | -17.2 | -12.4 |
| | Escorts | 8590 | 11.4 | 28.8 |
| | SML Isuzu | 1288 | 27.5 | 25.7 |

Bajaj Auto

Bajaj Auto Limited received a tax demand of Rs 138 crore under Maharashtra GST Act, 2017, for differential tax liability on auto parts classification, which the company disputes. The Order also includes interest and penalty.

Ujjivan Small Finance

Ujjivan Small Finance Bank completed the sale of its non-performing assets and written-off loans worth Rs 364.51 crore to an asset reconstruction company, or ARC for a cash consideration of Rs 34.26 crore.

RailTel

RailTel Corporation of India has announced that it has received two work orders totaling Rs 63.55 crore from state authorities in Madhya Pradesh and Odisha.

Hyundai Motor

Hyundai Motor India faces a tax demand notice of Rs 15 crore from GST authorities for the fiscal years 2020-21 and 2021-22. The demand includes Rs 13.46 crore in taxes, a Rs 1.34 crore penalty, and applicable interest.

Shakti Pumps

Company received a Letter of Award from the Maharashtra Energy Development Agency (MEDA) for the installation of 877 Solar Photovoltaic Water Pumping Systems (SPWPS) across various locations in Maharashtra. This order is part of Component-B of the governments PM-KUSUM scheme. Total value of the work order is approximately Rs 23.91 crore, with a project completion timeline of 120 days from the issuance of the work order.

| Stock | News |
|----------------------------------|---|
| Solar Industries | <p>Solar Industries India Limited announced that the firm has secured a Rs 2,150 crore international defence supply export order, the company plans to deliver the order within the next six years.</p> |
| Vodafone Idea (Vi) | <p>Vodafone Idea (Vi) has switched on its 5G network in Mumbai for a trial run, a significant step towards its planned commercial launch. The company plans a full-fledged rollout around Holi.</p> |
| Coal India Limited | <p>Coal India Limited said that non-power sector (NPS) consumers will not have to pay the coal value worth ten days of supply as financial coverage for the dry fuel received via rail transport. "With the waiver of financial coverage, CIL takes an important step towards reducing transactional complexities and fostering an environment that encourages smooth and efficient business operations,</p> |
| Oil and Gas | <p>India's imports of crude oil from Russia slumped this month to the lowest level since January 2023, according to data analytics company Kpler, underlining how stringent US sanctions have disrupted supply chains.</p> |
| Tata Consultancy Services | <p>Tata Consultancy Services announced an extension of its partnership with Norway's largest financial services group, DNB Bank ASA, for an additional five years.</p> |
| ACME Solar | <p>Company has planned an investment of Rs 17,000 crore on capital expenditure by 2026 with a focus on hybrid and round-the-clock renewable capacities. The company is also evaluating entry in nuclear energy segment, though these plans are at initial levels.</p> |
| Vishnu Prakash R Punglia | <p>Vishnu Prakash R Punglia Limited announces the receipt of contract through Joint Venture M/S VPRPL- SBEL JV by competent authority for Formation works involving earthwork in filling in embankment, cutting and blanketing, Bridge works involving construction of important bridges, Building works involving construction of station buildings and other service buildings related to Civil and Traction Distribution, platform shelters, staff quarters, P.Way Works involving supplying of ballast, transportation of P.Way material, laying and linking of Broad Gauge track and other miscellaneous works including Electrical (General) Works from Mandpiya (including) to Chanderiya (including) in connection with Ajmer-Chanderiya doubling project of Ajmer division of North Western Railway having a total value of Rs 269.68 crore.</p> |

| Stock | News |
|--|--|
| Anupam Rasayan | <p>Anupam Rasayan India Ltd. has signed a Letter of Intent (LoI) with Elementium Materials Inc., a US based Battery Electrolyte Company, for the supply of chemicals in an advanced electrolyte critical for electric vehicle (EV) batteries. Anupam Rasayan will leverage its cutting-edge research and development expertise in Chemical production to create this high-demand, essential product, with supply expected to commence from end of FY26. Upon successful product development, the companies will negotiate a supply agreement for 5 years with cumulative sales ranging between US\$ 350-450mn. Initial quantities can be supplied through existing manufacturing facilities, while to achieve its full potential, the company would be required to set up a new plant.</p> |
| Voltas | <p>Voltas has completed the transfer of its 92% stake in Saudi Ensas Company for Engineering Services W.L.L., Kingdom of Saudi Arabia, to Universal MEP Projects Pte Ltd (UMPPL), Singapore, for a consideration of Rs 61.84 crore.</p> |
| JSW-POSCO | <p>Odisha Chief Minister Mohan Charan Majhi said that a mega steel plant with an investment of around Rs 40,000 crore will be jointly set up by JSW and POSCO in Keonjhar district's Patna area.</p> |
| Radico Khaitan | <p>Encouraged by the ongoing premiumisation in the alcoholic beverage (alcobev) segment, Radico Khaitan expects sales of Rs 500 crore from its luxury brands, including single malt 'Rampur' and Jaisalmer Indian Craft Gin, in the next fiscal, its Managing Director Abhishek Khaitan said. The company expects an 8-9 per cent volume growth, and value growth of around 12-15 per cent.</p> |
| Paytm | <p>Paytm announced on Saturday, March 1, 2025, that it has received a show-cause notice from the crime-fighting agency Enforcement Directorate (ED) for allegedly violating certain Foreign Exchange Management Act (FEMA) rules. The notice relates to violations related to the acquisition of two subsidiaries - Little Internet Pvt Ltd and Nearby India Pvt Ltd for the years 2015 to 2019, with respect to certain investment transactions in the deal.</p> |
| International Gemmological Institute (IGI) India Ltd. | <p>Total revenue grew 6% YoY at Rs 265cr. Operating margin expanded 600bps YoY at 57.4%. Net profit increased 45.2% YoY at Rs 113.8cr. PBT for the quarter was up 26.8% YoY at Rs 152.8cr.</p> |

Key Events

PCE inflation rises 2.5% year-on-year in January, meeting estimates

U.S. inflation matched the prior month's pace and slowed on an annualized basis in January, while consumer spending unexpectedly contracted, presenting a muddled economic picture for Federal Reserve policymakers considering the path ahead for interest rates.

The Personal Consumption Expenditures (PCE) Price Index ticked up by 0.3% last month, according to data from the Commerce Department's Bureau of Economic Analysis on Friday. The figure was in line with December's pace, which was itself the largest increase since April 2024. In the 12 months through January, PCE inflation eased slightly to 2.5% from 2.6%, meeting economists' estimates.

US goods trade deficit widens sharply in January

The U.S. trade deficit in goods widened sharply in January, most likely as businesses front-loaded imports ahead of tariffs, potentially positioning trade to be a drag on economic growth in the first quarter. The goods trade gap surged 25.6% to \$153.3 billion last month, the Commerce Department's Census Bureau said on Friday. Goods imports vaulted 11.9% to \$325.4 billion.

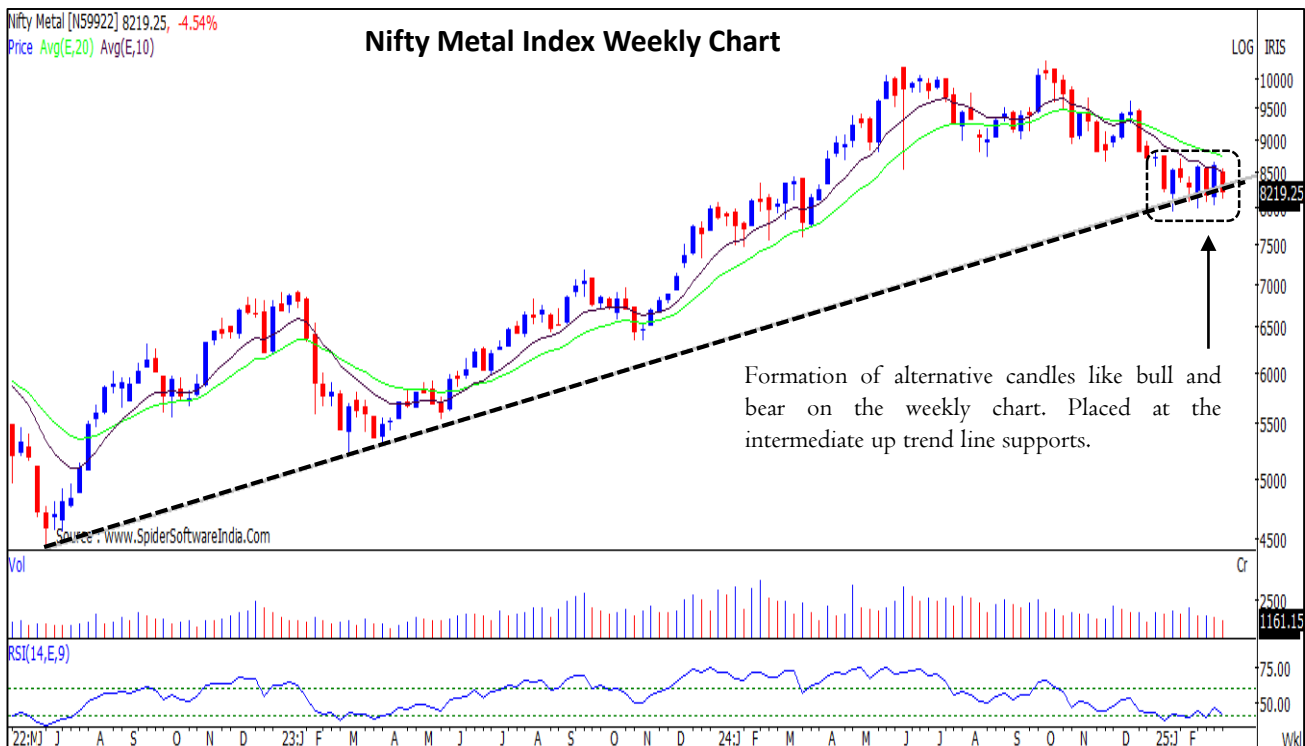
UK house prices rise by more than expected

British house prices rose by a stronger-than-expected 0.4% in February compared with January, according to data published by mortgage lender Nationwide on Friday, adding to signs of buyers rushing to beat the expiry of a tax break next month. The increase was stronger than all forecasts in a Reuters poll of economists which had pointed to a 0.2% monthly rise after January's increase of 0.1%.

Nifty : In a sharp weakness and no signs of any reversal. Is this going to be a panic selling before a bottom reversal..?



Nifty Metal : Make or break situation for the index. Will this hold important lower supports to bounce back..?



F&O Highlights

GIFTY NIFTY SUGGESTS GAP UP OPENING

Create Longs Only Above 22380 with the SL Of 22280 Levels.

- The Nifty fell for the eighth consecutive session, dropping 420 points (1.86%) to close at 22,124—marking its steepest single-session decline since October 3, 2024, in percentage terms.
- Short Build-Up was seen in the Nifty Futures where Open Interest rose by 7.67% with Nifty falling by 1.86%.
- Short Build-Up was seen in the Bank Nifty Futures where Open Interest rose by 8.16% with Bank Nifty falling by 0.82%.
- Nifty Open Interest Put Call ratio fell to 0.78 levels from 0.98 levels.
- Amongst the Nifty options (06-Mar Expiry), Call writing is seen at 22400-22500 levels, indicating Nifty is likely to find strong resistance in the vicinity of 22400-22500 levels. On the lower side, an immediate support is placed in the vicinity of 22300-22200 levels where we have seen Put writing.
- Short build-up was seen by FII's in the Index Futures segment where they net sold worth 2,474 cr with their Open Interest going up by 13761 contracts.

| Index | Expected Trend | Prev. Close | Buy/Sell | Stop Loss | Target |
|----------------|----------------|-------------|----------------------------|--------------|--------------|
| NIFTY FUT | UP | 22280.05 | BUY ABOVE 22380 | 22280 | 22480 |
| BANK NIFTY FUT | UP | 48628.25 | BUY ABOVE 48750 | 48550 | 49050 |

| Nifty50 Snapshot | | | |
|---------------------|-----------|-----------|---------------|
| | 28-Feb-25 | 27-Feb-25 | % Chg. |
| Nifty Spot | 22124.70 | 22545.05 | -1.86 |
| Nifty Futures | 22280.05 | 22683.65 | -1.78 |
| Premium/ (Discount) | 155.35 | 138.60 | N.A. |
| Open Interest (OI) | 1.90 | 1.76 | 7.67 |
| Nifty PCR | 0.78 | 0.98 | -20.85 |

| Bank Nifty Snapshot | | | |
|---------------------|-----------|-----------|--------------|
| | 28-Feb-25 | 27-Feb-25 | % Chg. |
| Bank Nifty Spot | 48344.70 | 48743.80 | -0.82 |
| Bank Nifty Futures | 48628.25 | 49034.60 | -0.83 |
| Premium/ (Discount) | 283.55 | 290.80 | N.A. |
| Open Interest (OI) | 0.37 | 0.35 | 8.16 |
| Bank Nifty PCR | 0.95 | 0.98 | -2.76 |

| Nifty Options Highest OI (Weekly) | | | |
|-----------------------------------|---------------------------|--------------|---------------------------|
| CALL | | PUT | |
| Strike Price | Open Interest (Contracts) | Strike Price | Open Interest (Contracts) |
| 22500 | 158624 | 21800 | 96929 |

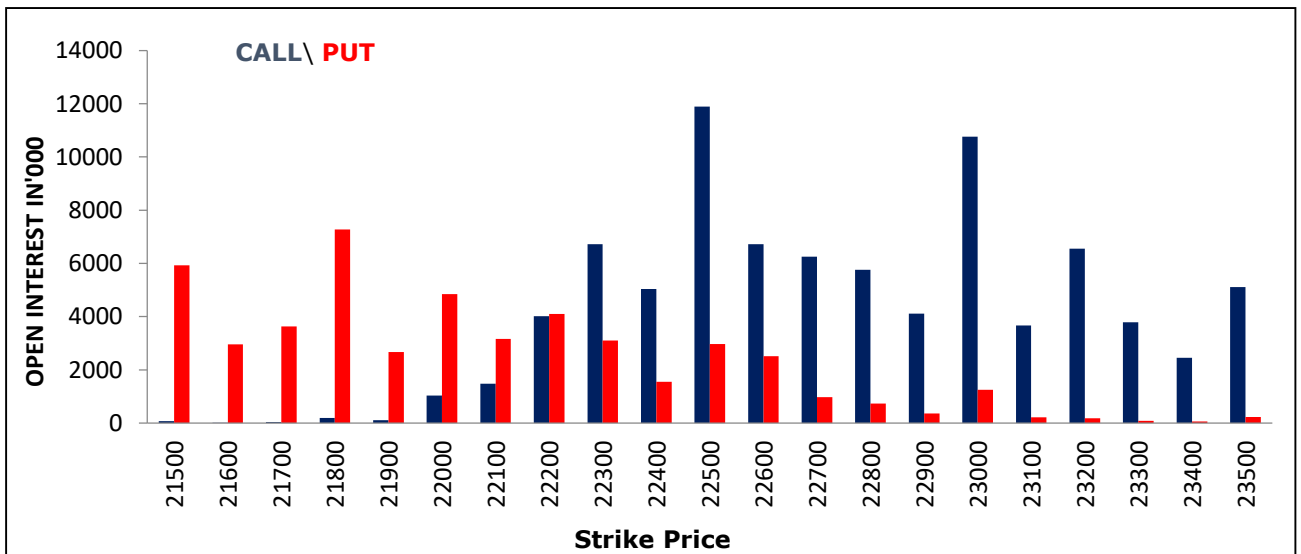
FII Activity On 28 Feb 2025

| | BUY | | SELL | | NET | OPEN INTEREST | |
|----------------------|----------------|---------------|----------------|---------------|--------------|----------------|---------------|
| | Contracts | Value (Rs Cr) | Contracts | Value (Rs Cr) | (Rs Cr) | Contracts | Value (Rs Cr) |
| Index Futures | 27575 | 4347 | 42632 | 6820 | -2474 | 270863 | 41911 |
| Nifty Futures | 16532 | 2770 | 29242 | 4907 | -2138 | 146323 | 24454 |
| Bank Nifty Fut. | 8717 | 1273 | 10520 | 1537 | -264 | 79542 | 11607 |
| Index Options | 4100960 | 683432 | 4137501 | 686621 | -3188 | 2109764 | 342692 |
| Nifty Options | 3678794 | 621629 | 3718575 | 625467 | -3838 | 1773980 | 294366 |
| Bank Nifty Opt. | 360647 | 53250 | 356429 | 52440 | 810 | 305271 | 44275 |
| Stock Futures | 485090 | 26782 | 426947 | 23390 | 3392 | 5691010 | 327776 |
| Stock Options | 841846 | 51213 | 902128 | 54020 | -2807 | 655793 | 36678 |

FII's Open Interest (Contracts)

| Date | Index Futures | Nifty Futures | Bank nifty Futures | Index Options | Nifty Options | Bank Nifty Options | Stock Futures | Stock Options |
|----------------------|---------------|---------------|--------------------|----------------|---------------|--------------------|----------------|---------------|
| 28-Feb-25 | 270863 | 146323 | 79542 | 2109764 | 1773980 | 305271 | 5691010 | 655793 |
| 27-Feb-25 | 257102 | 135157 | 77533 | 1421906 | 1153896 | 252345 | 5572653 | 451595 |
| Net Contracts | 13761 | 11166 | 2009 | 687858 | 620084 | 52926 | 118357 | 204198 |

Nifty Weekly (06 - Mar) Option Open Interest Distribution



| Top Gainers OI Wise | | |
|---------------------|---------------|-----------|
| Company | Future OI (%) | Price (%) |
| MANAPPURAM | 56 | -4 |
| PHOENIXLTD | 30 | 2 |
| VOLTAS | 23 | 1 |
| ULTRACEMCO | 16 | -3 |
| SOLARINDS | 15 | 0 |

| Top Losers OI Wise | | |
|--------------------|---------------|-----------|
| Company | Future OI (%) | Price (%) |
| COFORGE | -9 | -2 |
| BERGEPAIN | -8 | -3 |
| NAUKRI | -8 | -5 |
| APLAPOLLO | -5 | 0 |
| OBEROIRLTY | -5 | -2 |

| Top Gainers Price Wise | | |
|------------------------|---------------|-----------|
| Company | Future OI (%) | Price (%) |
| BANDHANBNK | 3 | 3 |
| PHOENIXLTD | 30 | 2 |
| KEI | 10 | 2 |
| HDFCBANK | -1 | 2 |
| SHRIRAMFIN | 0 | 2 |

| Top Losers Price Wise | | |
|-----------------------|---------------|-----------|
| Company | Future OI (%) | Price (%) |
| BSE | -1 | -10 |
| GRANULES | 1 | -9 |
| CHAMBLFERT | 0 | -7 |
| MCX | 10 | -7 |
| JUBLFOOD | -3 | -7 |

| Long Buildup | | |
|--------------|---------------|-----------|
| Company | Future OI (%) | Price (%) |
| PHOENIXLTD | 30 | 2 |
| VOLTAS | 23 | 1 |
| KEI | 10 | 2 |
| DIXON | 9 | 1 |
| ALKEM | 5 | 1 |

| Short Buildup | | |
|---------------|---------------|-----------|
| Company | Future OI (%) | Price (%) |
| MANAPPURAM | 56 | -4 |
| ULTRACEMCO | 16 | -3 |
| LODHA | 13 | -5 |
| SONACOMS | 12 | -2 |
| MCX | 10 | -7 |

| Long Unwinding | | |
|----------------|---------------|-----------|
| Company | Future OI (%) | Price (%) |
| COFORGE | -9 | -2 |
| BERGEPAIN | -8 | -3 |
| NAUKRI | -8 | -5 |
| OBEROIRLTY | -5 | -2 |
| ZYDUSLIFE | -4 | -1 |

| Short Covering | | |
|----------------|---------------|-----------|
| Company | Future OI (%) | Price (%) |
| APLAPOLLO | -5 | 0 |
| COALINDIA | -4 | 2 |
| LUPIN | -3 | 1 |
| TRENT | -3 | 1 |
| GMRAIRPORT | -2 | 0 |

Securities In Ban For Trade – 03.03.2025

| No. | Company Name |
|-----|--------------|
| | Nil |

Economic Calendar

| Monday | Tuesday | Wednesday | Thursday | Friday |
|--|---|--|---|--|
| 03 March | 04 March | 05 March | 06 March | 07 March |
| Japan, China, India, EU, UK, US: Mfg. PMI UK: Mortgage Approvals EU: CPI US: Construction Spending, ISM Mfg. | Japan: Consumer Confidence EU: Unemployment Rate | Japan, China, India, EU, UK, US: Service & Composite PMI US: ADP Employment Change, ISM Service, Factory Orders, Durable Goods Orders, Fed Beige Book | EU: Retail Sales, ECB Monetary Policy US: Challenger Job cuts, Trade Balance, Initial & Continuing Jobless Claims | EU: GDP China: Trade Balance. US: Chg. in NFP India: FX Reserves |

Open Derivatives Trading Calls

| NO. | RECO DT. | RECO | COMPANY NAME | ENTRY | CMP | SL | TARGET | UPSIDE % | VALID TILL |
|-----|-----------|------|-----------------------|-------------|----------|----------|--------|----------|------------|
| 1 | 28-FEB-25 | BUY | BANK NIFTY MAR FUT | 48688-48400 | 48,587.1 | 48,300.0 | 49200 | 1.3 | 5-MAR-25 |

Open Muhurat Trading MTF Picks

| NO. | RECO DT. | RECO | COMPANY NAME | ENTRY | CMP | SL | TARGET 1 | TARGET 2 | UPSIDE % | VALID TILL |
|-----|-----------|------|---------------------|---------|-------|-------|----------|----------|----------|----------------|
| 1 | 28-OCT-24 | BUY | KARUR VYSYA BANK | 214-218 | 201.1 | 183.0 | 249.0 | 269.0 | 34 | NEXT DIWALI |

*= 1st Target Achieved

Open Fundamental Calls

Time Horizon= 2 - 3 Quarters

| SR NO | COMPANY NAME | RECO DATE | CMP | BUYING RANGE | AVERAGING RANGE | TARGET 1 | TARGET 2 | UPSIDE % |
|-------|--------------|-----------|--------|--------------|-----------------|----------|----------|----------|
| 1 | INDNIPPON* | 18-Jun-24 | 560.6 | 785-800 | 700-715 | 863 | 932 | 66.3 |
| 2 | JKIL* | 18-Jun-24 | 673.0 | 813-829 | 728-743 | 902 | 976 | 45.0 |
| 3 | BALMLAWRIE* | 5-Jul-24 | 149.1 | 268-274 | 240-244 | 300 | 320 | 114.6 |
| 4 | KPIL* | 8-Jul-24 | 879.2 | 1216-1240 | 1099-1121 | 1346 | 1461 | 66.2 |
| 5 | BSOFT | 8-Jul-24 | 424.1 | 705-725 | 645-658 | 785 | 845 | 99.3 |
| 6 | GODREJAGRO | 15-Jul-24 | 715.2 | 826-840 | 745 | 909 | 978 | 36.8 |
| 7 | TALBROAUTO* | 22-Jul-24 | 215.9 | 346-354 | 314-322 | 387 | 417 | 93.2 |
| 8 | GRANULES* | 5-Aug-24 | 461.8 | 644-653 | 580 | 706 | 758 | 64.1 |
| 9 | EMAMILTD | 12-Aug-24 | 530.0 | 795-805 | 710-720 | 870 | 927 | 74.9 |
| 10 | DODLA* | 19-Aug-24 | 1035.1 | 1179-1194 | 1052-1068 | 1305.5 | 1387 | 34.0 |
| 11 | CIPLA | 19-Aug-24 | 1407.5 | 1573-1587 | 1412.5 | 1721 | 1819 | 29.2 |
| 12 | EPL* | 26-Aug-24 | 195.8 | 245-255 | 220-230 | 274 | 292 | 49.1 |
| 13 | ELECTCAST | 26-Aug-24 | 92.8 | 216-220 | 193-196 | 241.5 | 257 | 177.1 |
| 14 | PATANJALI | 2-Sep-24 | 1760.6 | 1930-1960 | 1705-1735 | 2124 | 2295 | 30.4 |
| 15 | LGBBROSLTD* | 2-Sep-24 | 1201.1 | 1365-1395 | 1230-1250 | 1519 | 1620 | 34.9 |
| 16 | FIEMIND* | 9-Sep-24 | 1373.0 | 1610-1645 | 1445-1475 | 1778 | 1915 | 39.5 |
| 17 | BHARTIARTL | 16-Sep-24 | 1570.2 | 1618-1650 | 1455-1480 | 1785 | 1897 | 20.8 |
| 18 | IEX | 20-Sep-24 | 155.9 | 229-234 | 206-211 | 206 | 206 | 32.1 |
| 19 | HERITGFOOD* | 20-Sep-24 | 361.5 | 588-614 | 525-550 | 655 | 707 | 95.6 |
| 20 | ACE* | 23-Sep-24 | 1050.3 | 1384-1412 | 1236-1261 | 1537 | 1632 | 55.4 |
| 21 | MGL | 20-Sep-24 | 1237.5 | 1885-1925 | 1700-1735 | 2080 | 2245 | 81.4 |
| 22 | BHARTIHEXA | 30-Sep-24 | 1304.4 | 1490-1520 | 1340-1365 | 1646 | 1737 | 33.2 |
| 23 | IGL | 7-Oct-24 | 189.5 | 272-277 | 246-251 | 302.5 | 322 | 69.9 |
| 24 | TECHNOE | 14-Oct-24 | 974.1 | 1702-1737 | 1542-1573 | 1878 | 2027 | 108.1 |
| 25 | PARAGMILK | 14-Oct-24 | 144.4 | 220-235 | 198-210 | 251 | 273 | 89.0 |
| 26 | WABAG | 21-Oct-24 | 1303.5 | 1852-1890 | 1667-1700 | 2058 | 2190 | 68.0 |
| 27 | GUFICBIO* | 21-Oct-24 | 330.6 | 432-441 | 392 | 475 | 505 | 52.8 |
| 28 | BEL* | 4-Nov-24 | 246.3 | 284-294 | 258-266 | 317 | 338 | 37.3 |
| 29 | FEDERALBNK | 4-Nov-24 | 177.6 | 202-207 | 182-187 | 224 | 240 | 35.1 |
| 30 | ICICIBANK | 18-Nov-24 | 1204.1 | 1245-1275 | 1140-1160 | 1374 | 1464 | 21.6 |
| 31 | BEML | 25-Nov-24 | 2454.6 | 3777-3853 | 3475-3545 | 4155 | 4397 | 79.1 |
| 32 | QUESS* | 25-Nov-24 | 597.3 | 640-654 | 576.5 | 708.5 | 805 | 34.8 |
| 33 | NRBBEARING | 2-Dec-24 | 206.9 | 290-295 | 258-262 | 324 | 348 | 68.2 |
| 34 | PCBL | 9-Dec-24 | 358.0 | 457-569 | 436-444 | 524 | 559 | 56.1 |
| 35 | HGINFRA | 16-Dec-24 | 964.4 | 1454-1484 | 1358-1385 | 1617 | 1715 | 77.8 |
| 36 | SUNTECK | 23-Dec-24 | 365.5 | 490-505 | 440-455 | 554 | 592 | 62.0 |

*= 1st Target Achieved

Open Fundamental Calls

Time Horizon= 2 - 3 Quarters

| SR NO | COMPANY NAME | RECO DATE | CMP | BUYING RANGE | AVERAGING RANGE | TARGET 1 | TARGET 2 | UPSIDE % |
|-------|--------------|-----------|--------|--------------|-----------------|----------|----------|----------|
| 37 | LTFOODS | 30-Dec-24 | 339.6 | 395-412 | 348-365 | 447 | 488 | 43.7 |
| 38 | MASTEK | 30-Dec-24 | 2225.8 | 2904-2964 | 2644-2698 | 3214 | 3506 | 57.5 |
| 39 | GODREJCP | 6-Jan-25 | 1005.2 | 1097-1127 | 992-1022 | 1217 | 1314 | 30.7 |
| 40 | GLENMARK | 13-Jan-25 | 1279.0 | 1530-1558 | 1363 | 1697 | 1838 | 43.7 |
| 41 | GRSE* | 20-Jan-25 | 1256.0 | 1492-1522 | 1350-1378 | 1648 | 1790 | 42.5 |
| 42 | CANFINHOME | 27-Jan-25 | 577.7 | 680-695 | 620-630 | 755 | 833 | 44.2 |
| 43 | BIKAJI | 3-Feb-25 | 634.2 | 714-738 | 640-665 | 805 | 868 | 36.9 |
| 44 | CASTROLIND | 10-Feb-25 | 212.6 | 207-213 | 190-194 | 230 | 247 | 16.2 |
| 45 | MAZDOCK | 13-Feb-25 | 2131.1 | 2234-2278 | 2030-2070 | 2437 | 2617 | 22.8 |
| 46 | AXISBANK | 17-Feb-25 | 1015.6 | 990-1010 | 905-925 | 1090 | 1200 | 18.2 |
| 47 | BANKINDIA | 24-Feb-25 | 95.2 | 101-103 | 90-92 | 113 | 126 | 32.4 |

*= 1st Target Achieved

NSE 200 SUPPORT & RESISTANCE

| SYMBOL | CLOSE | R2 | R1 | PIVOT | S1 | S2 | 5 DMA | 20 DMA | % Delivery | Trend |
|------------|---------|---------|---------|---------|---------|---------|---------|---------|------------|---------|
| ABB | 4935.4 | 5191.8 | 5063.6 | 4990.8 | 4862.6 | 4789.8 | 5212.7 | 5376.4 | 54.4 | Bearish |
| ABCAPITAL | 156.3 | 160.5 | 158.4 | 156.7 | 154.6 | 152.9 | 155.7 | 161.3 | 42.3 | Bearish |
| ABFRL | 242.2 | 249.2 | 245.7 | 241.3 | 237.8 | 233.4 | 247.3 | 261.3 | 48.6 | Bearish |
| ACC | 1818.6 | 1842.3 | 1830.4 | 1813.2 | 1801.3 | 1784.1 | 1842.6 | 1921.5 | 28.8 | Bearish |
| AMBUJACEM | 465.0 | 474.5 | 469.7 | 463.9 | 459.1 | 453.2 | 471.3 | 492.6 | 64.4 | Bearish |
| ADANIPOWER | 479.0 | 513.1 | 496.0 | 484.5 | 467.5 | 456.0 | 484.6 | 493.4 | 11.7 | Bearish |
| ADANIGREEN | 774.4 | 838.0 | 806.2 | 783.2 | 751.4 | 728.3 | 822.4 | 910.0 | 22.3 | Bearish |
| ADANITRANS | 650.9 | 682.7 | 666.8 | 657.4 | 641.5 | 632.1 | 664.6 | 714.1 | 32.2 | Bearish |
| ADANIENT | 2096.0 | 2132.5 | 2114.2 | 2093.1 | 2074.9 | 2053.8 | 2117.0 | 2228.1 | 36.2 | Bearish |
| ADANIPTS | 1069.4 | 1094.2 | 1081.8 | 1070.5 | 1058.1 | 1046.8 | 1076.5 | 1104.1 | 49.7 | Bearish |
| ASHOKLEY | 212.9 | 226.6 | 219.8 | 215.6 | 208.7 | 204.5 | 222.2 | 216.3 | 39.2 | Bearish |
| ALKEM | 4646.2 | 4934.5 | 4790.4 | 4641.0 | 4496.9 | 4347.5 | 4606.5 | 4815.2 | 59.4 | Bearish |
| APOLLOHOSP | 6052.6 | 6210.0 | 6131.3 | 6066.3 | 5987.6 | 5922.6 | 6211.6 | 6484.3 | 69.2 | Bearish |
| ASIANPAINT | 2179.8 | 2224.5 | 2202.1 | 2189.0 | 2166.6 | 2153.4 | 2224.4 | 2255.6 | 68.9 | Bearish |
| APOLLOTYRE | 374.3 | 395.4 | 384.9 | 379.1 | 368.6 | 362.8 | 394.6 | 412.3 | 61.6 | Bearish |
| AUROPHARMA | 1058.3 | 1085.7 | 1072.0 | 1062.7 | 1049.0 | 1039.6 | 1087.4 | 1141.1 | 47.6 | Bearish |
| ASTRAL | 1337.3 | 1412.6 | 1374.9 | 1349.3 | 1311.6 | 1286.0 | 1380.1 | 1417.9 | 63.0 | Bearish |
| ATGL | 557.2 | 588.9 | 573.0 | 564.0 | 548.2 | 539.2 | 574.8 | 597.9 | 18.9 | Bearish |
| AUBANK | 565.7 | 581.1 | 573.4 | 561.3 | 553.6 | 541.4 | 543.5 | 558.9 | 32.6 | Bearish |
| AWL | 246.2 | 251.8 | 249.0 | 244.6 | 241.7 | 237.3 | 254.5 | 255.9 | 47.1 | Bearish |
| AXISBANK | 1015.6 | 1045.9 | 1030.7 | 1020.3 | 1005.2 | 994.8 | 1012.1 | 1008.4 | 71.3 | Bullish |
| BAJFINANCE | 8530.3 | 8730.1 | 8630.2 | 8570.1 | 8470.2 | 8410.2 | 8495.2 | 8404.7 | 46.9 | Bullish |
| BANDHANBNK | 141.2 | 146.8 | 144.0 | 139.0 | 136.2 | 131.3 | 138.4 | 142.2 | 24.5 | Bearish |
| BATAINDIA | 1221.1 | 1287.2 | 1254.1 | 1234.0 | 1200.9 | 1180.8 | 1296.8 | 1324.9 | 36.9 | Bearish |
| BHARTIARTL | 1570.2 | 1681.7 | 1625.9 | 1592.7 | 1537.0 | 1503.8 | 1620.5 | 1658.1 | 71.5 | Bearish |
| BEL | 246.3 | 254.4 | 250.3 | 246.9 | 242.9 | 239.5 | 253.6 | 263.5 | 49.6 | Bearish |
| BHEL | 179.2 | 190.0 | 184.6 | 181.1 | 175.7 | 172.2 | 189.8 | 197.0 | 27.0 | Bearish |
| BHARATFORG | 1016.5 | 1050.8 | 1033.7 | 1017.9 | 1000.8 | 985.0 | 1040.1 | 1097.2 | 58.7 | Bearish |
| BALKRISIND | 2615.7 | 2715.3 | 2665.5 | 2633.4 | 2583.5 | 2551.4 | 2674.3 | 2693.6 | 43.0 | Bearish |
| BIOCON | 302.5 | 317.5 | 310.0 | 304.3 | 296.7 | 291.0 | 315.8 | 351.1 | 46.7 | Bearish |
| BAJAJ-AUTO | 7902.9 | 8356.4 | 8129.7 | 8008.0 | 7781.2 | 7659.5 | 8301.2 | 8645.4 | 51.6 | Bearish |
| BAJAJFINSV | 1872.3 | 1942.4 | 1907.4 | 1885.0 | 1849.9 | 1827.5 | 1882.0 | 1835.8 | 35.7 | Bullish |
| BAJAJHLDNG | 11574.4 | 12390.1 | 11982.2 | 11592.1 | 11184.2 | 10794.1 | 11899.0 | 11829.7 | 14.9 | Bearish |
| BANKBARODA | 197.1 | 204.4 | 200.7 | 198.4 | 194.7 | 192.4 | 204.8 | 210.1 | 48.6 | Bearish |
| BANKINDIA | 95.2 | 98.4 | 96.8 | 95.8 | 94.2 | 93.2 | 98.4 | 102.0 | 46.8 | Bearish |
| ABBOTINDIA | 30395.7 | 31588.6 | 30992.1 | 30053.6 | 29457.1 | 28518.6 | 29862.1 | 28741.2 | 44.0 | Bullish |
| BOSCHLTD | 26544.0 | 27069.8 | 26806.9 | 26558.8 | 26295.9 | 26047.8 | 26972.6 | 27524.1 | 47.9 | Bearish |
| BPCL | 237.3 | 247.1 | 242.2 | 239.2 | 234.3 | 231.3 | 246.6 | 253.9 | 53.3 | Bearish |
| BERGEPAIN | 488.6 | 507.1 | 497.8 | 491.9 | 482.7 | 476.8 | 497.8 | 487.8 | 40.4 | Bullish |
| BRITANNIA | 4595.5 | 4877.9 | 4736.7 | 4645.2 | 4504.0 | 4412.6 | 4762.5 | 4899.6 | 65.9 | Bearish |
| CANBK | 80.9 | 83.9 | 82.4 | 81.3 | 79.8 | 78.8 | 84.7 | 88.8 | 50.3 | Bearish |
| CONCOR | 623.7 | 670.4 | 647.1 | 634.3 | 610.9 | 598.1 | 665.2 | 698.2 | 60.3 | Bearish |
| CGPOWER | 572.6 | 604.6 | 588.6 | 575.9 | 559.9 | 547.2 | 588.8 | 591.9 | 76.9 | Bearish |
| CHOLAFIN | 1400.8 | 1454.9 | 1427.8 | 1411.6 | 1384.5 | 1368.2 | 1393.7 | 1368.6 | 52.4 | Bullish |
| CIPLA | 1407.5 | 1467.4 | 1437.5 | 1418.7 | 1388.8 | 1370.0 | 1452.9 | 1457.4 | 64.0 | Bearish |
| COLPAL | 2464.6 | 2508.1 | 2486.4 | 2468.2 | 2446.5 | 2428.3 | 2483.3 | 2562.5 | 69.5 | Bearish |
| COALINDIA | 369.4 | 380.6 | 375.0 | 370.1 | 364.5 | 359.7 | 365.8 | 368.1 | 45.1 | Bearish |
| COFORGE | 7362.2 | 7661.5 | 7511.8 | 7305.0 | 7155.3 | 6948.5 | 7521.9 | 7958.8 | 37.1 | Bearish |
| COROMANDEL | 1667.0 | 1707.5 | 1687.2 | 1655.5 | 1635.2 | 1603.5 | 1681.0 | 1774.0 | 49.2 | Bearish |
| CROMPTON | 321.2 | 334.2 | 327.7 | 323.5 | 317.0 | 312.9 | 328.4 | 343.6 | 56.6 | Bearish |

NSE 200 SUPPORT & RESISTANCE

| SYMBOL | CLOSE | R2 | R1 | PIVOT | S1 | S2 | 5 DMA | 20 DMA | % Delivery | Trend |
|------------|---------|---------|---------|---------|---------|---------|---------|---------|------------|---------|
| DABUR | 493.3 | 509.8 | 501.6 | 496.2 | 488.0 | 482.6 | 504.4 | 519.2 | 59.2 | Bearish |
| DALBHARAT | 1689.7 | 1756.0 | 1722.8 | 1693.6 | 1660.5 | 1631.3 | 1725.4 | 1793.8 | 54.1 | Bearish |
| DELHIVERY | 249.9 | 261.4 | 255.6 | 249.6 | 243.9 | 237.9 | 262.8 | 287.1 | 57.4 | Bearish |
| DEVYANI | 165.0 | 177.0 | 171.0 | 167.5 | 161.5 | 158.0 | 172.9 | 173.0 | 29.0 | Bearish |
| DIVISLAB | 5480.3 | 5716.9 | 5598.6 | 5481.7 | 5363.4 | 5246.6 | 5656.4 | 5882.6 | 63.4 | Bearish |
| DIXON | 13935.9 | 14463.8 | 14199.8 | 13826.4 | 13562.4 | 13189.0 | 13985.4 | 14422.0 | 39.5 | Bearish |
| DLF | 635.6 | 649.9 | 642.7 | 633.9 | 626.8 | 618.0 | 658.9 | 702.9 | 49.8 | Bearish |
| LALPATHLAB | 2310.5 | 2381.3 | 2345.9 | 2322.9 | 2287.5 | 2264.6 | 2453.7 | 2654.4 | 74.5 | Bearish |
| DMART | 3404.0 | 3584.1 | 3494.0 | 3442.5 | 3352.5 | 3301.0 | 3521.9 | 3697.0 | 65.7 | Bearish |
| DEEPAKNTR | 1851.3 | 1914.9 | 1883.1 | 1855.1 | 1823.3 | 1795.3 | 1908.1 | 2106.9 | 37.5 | Bearish |
| DRREDDY | 1116.5 | 1145.1 | 1130.8 | 1117.7 | 1103.4 | 1090.2 | 1137.3 | 1191.0 | 73.5 | Bearish |
| EICHERMOT | 4773.6 | 4997.1 | 4885.4 | 4820.2 | 4708.4 | 4643.2 | 4934.4 | 5048.7 | 62.7 | Bearish |
| ESCORTS | 2869.0 | 3072.7 | 2970.8 | 2898.0 | 2796.1 | 2723.3 | 2949.6 | 3111.2 | 45.1 | Bearish |
| FEDERALBNK | 177.6 | 181.3 | 179.4 | 177.2 | 175.4 | 173.2 | 179.2 | 182.1 | 49.6 | Bearish |
| FLUOROCEM | 3584.9 | 3738.7 | 3661.8 | 3603.1 | 3526.2 | 3467.6 | 3689.1 | 3698.0 | 44.9 | Bearish |
| FORTIS | 612.7 | 628.9 | 620.8 | 611.9 | 603.8 | 594.9 | 611.0 | 620.3 | 52.9 | Bearish |
| GAIL | 156.0 | 161.6 | 158.8 | 156.2 | 153.5 | 150.9 | 161.0 | 166.5 | 53.3 | Bearish |
| GODREJCP | 1005.2 | 1075.5 | 1040.3 | 1019.8 | 984.7 | 964.2 | 1042.1 | 1076.9 | 78.8 | Bearish |
| GLAND | 1552.8 | 1678.0 | 1615.4 | 1559.8 | 1497.2 | 1441.6 | 1564.1 | 1508.4 | 34.6 | Bullish |
| GODREJPROP | 1936.3 | 1997.3 | 1966.8 | 1936.0 | 1905.5 | 1874.6 | 1977.5 | 2092.6 | 49.7 | Bearish |
| GRASIM | 2306.7 | 2383.5 | 2345.1 | 2323.4 | 2285.0 | 2263.3 | 2370.1 | 2447.1 | 61.7 | Bearish |
| GUJGASLTD | 370.4 | 390.8 | 380.6 | 373.8 | 363.6 | 356.8 | 391.3 | 420.0 | 64.3 | Bearish |
| HAVELLS | 1421.8 | 1490.5 | 1456.1 | 1429.6 | 1395.3 | 1368.8 | 1492.8 | 1550.8 | 37.0 | Bearish |
| HCLTECH | 1575.1 | 1636.7 | 1605.9 | 1584.2 | 1553.4 | 1531.7 | 1637.0 | 1694.5 | 69.6 | Bearish |
| HDFCAMC | 3628.3 | 3712.6 | 3670.4 | 3635.7 | 3593.6 | 3558.9 | 3731.8 | 3800.3 | 70.2 | Bearish |
| HDFCBANK | 1732.4 | 1770.5 | 1751.4 | 1718.2 | 1699.2 | 1666.0 | 1697.0 | 1708.0 | 74.0 | Bearish |
| HDFCLIFE | 608.5 | 625.2 | 616.9 | 608.6 | 600.3 | 592.0 | 617.8 | 624.1 | 55.0 | Bearish |
| HEROMOTOCO | 3681.1 | 3781.5 | 3731.3 | 3696.7 | 3646.5 | 3611.9 | 3801.3 | 4016.5 | 66.2 | Bearish |
| HAL | 3088.2 | 3275.8 | 3182.0 | 3131.0 | 3037.2 | 2986.2 | 3267.4 | 3528.8 | 45.7 | Bearish |
| HINDALCO | 634.4 | 647.3 | 640.8 | 630.1 | 623.7 | 613.0 | 636.2 | 610.8 | 51.9 | Bullish |
| HINDPETRO | 293.8 | 311.0 | 302.4 | 297.4 | 288.8 | 283.9 | 310.6 | 325.2 | 57.1 | Bearish |
| HINDUNILVR | 2190.3 | 2272.3 | 2231.3 | 2208.6 | 2167.5 | 2144.8 | 2235.5 | 2323.2 | 70.0 | Bearish |
| HONAUT | 33701.7 | 34420.6 | 34061.1 | 33808.4 | 33448.9 | 33196.2 | 33688.9 | 35599.6 | 50.7 | Bearish |
| HINDZINC | 390.8 | 412.9 | 401.9 | 395.9 | 384.9 | 378.9 | 410.4 | 424.0 | 57.0 | Bearish |
| ICICIBANK | 1204.1 | 1234.6 | 1219.4 | 1209.7 | 1194.5 | 1184.8 | 1220.4 | 1247.9 | 66.6 | Bearish |
| ICICIGI | 1691.0 | 1731.1 | 1711.0 | 1689.0 | 1668.9 | 1646.9 | 1704.8 | 1774.8 | 65.2 | Bearish |
| IDEA | 7.6 | 7.9 | 7.7 | 7.6 | 7.4 | 7.3 | 7.8 | 8.6 | 24.6 | Bearish |
| IDFCFIRSTB | 58.4 | 60.1 | 59.2 | 58.2 | 57.3 | 56.3 | 59.4 | 61.3 | 42.2 | Bearish |
| IGL | 189.5 | 198.9 | 194.2 | 190.9 | 186.2 | 182.9 | 196.5 | 195.2 | 45.6 | Bearish |
| INDHOTEL | 716.1 | 739.0 | 727.5 | 715.4 | 703.9 | 691.8 | 730.3 | 757.5 | 52.7 | Bearish |
| INDUSINDBK | 990.1 | 1070.8 | 1030.5 | 1000.3 | 959.9 | 929.7 | 1028.8 | 1040.4 | 55.0 | Bearish |
| INDIANB | 510.8 | 529.2 | 520.0 | 510.8 | 501.6 | 492.3 | 519.7 | 524.9 | 37.2 | Bearish |
| INDIGO | 4477.3 | 4590.2 | 4533.8 | 4468.5 | 4412.1 | 4346.8 | 4479.0 | 4395.9 | 53.4 | Bullish |
| INDUSTOWER | 323.4 | 343.7 | 333.5 | 327.7 | 317.5 | 311.7 | 332.0 | 344.4 | 61.3 | Bearish |
| INFY | 1687.7 | 1781.1 | 1734.4 | 1708.4 | 1661.7 | 1635.8 | 1759.8 | 1838.9 | 63.7 | Bearish |
| NAUKRI | 6992.7 | 7416.8 | 7204.7 | 7052.9 | 6840.8 | 6689.0 | 7277.3 | 7582.9 | 56.8 | Bearish |
| IOC | 113.5 | 117.5 | 115.5 | 114.2 | 112.2 | 110.9 | 118.0 | 121.0 | 55.9 | Bearish |
| IPCALAB | 1355.4 | 1393.9 | 1374.6 | 1355.8 | 1336.6 | 1317.8 | 1405.0 | 1450.5 | 54.6 | Bearish |
| ICICIPRULI | 551.6 | 584.7 | 568.1 | 558.2 | 541.7 | 531.8 | 563.7 | 582.8 | 62.2 | Bearish |
| IRCTC | 671.0 | 705.2 | 688.1 | 674.8 | 657.7 | 644.4 | 705.4 | 744.9 | 48.0 | Bearish |

NSE 200 SUPPORT & RESISTANCE

| SYMBOL | CLOSE | R2 | R1 | PIVOT | S1 | S2 | 5 DMA | 20 DMA | % Delivery | Trend |
|-------------|----------|----------|----------|----------|----------|----------|----------|----------|------------|---------|
| IRFC | 112.4 | 122.2 | 117.3 | 114.5 | 109.6 | 106.8 | 120.9 | 127.5 | 32.6 | Bearish |
| ITC | 395.0 | 406.9 | 400.9 | 396.6 | 390.6 | 386.3 | 400.9 | 419.7 | 78.6 | Bearish |
| JINDALSTEL | 856.2 | 878.7 | 867.4 | 854.9 | 843.6 | 831.1 | 863.5 | 838.9 | 51.0 | Bullish |
| JSWSTEEL | 950.7 | 981.3 | 966.0 | 953.3 | 938.0 | 925.2 | 966.6 | 962.0 | 45.6 | Bearish |
| JSWENERGY | 464.1 | 483.8 | 474.0 | 458.2 | 448.3 | 432.5 | 473.3 | 466.9 | 27.2 | Bearish |
| JUBLFOOD | 626.1 | 672.4 | 649.2 | 636.1 | 613.0 | 599.9 | 669.0 | 687.8 | 43.7 | Bearish |
| CUMMINSIND | 2718.0 | 2845.0 | 2781.5 | 2741.5 | 2677.9 | 2637.9 | 2797.2 | 2805.8 | 59.2 | Bearish |
| KOTAKBANK | 1903.0 | 1954.5 | 1928.7 | 1911.3 | 1885.6 | 1868.2 | 1947.4 | 1941.1 | 65.5 | Bearish |
| LAURUSLABS | 527.2 | 544.6 | 535.9 | 529.2 | 520.5 | 513.9 | 535.7 | 577.5 | 30.7 | Bearish |
| LICHSGFIN | 496.9 | 517.1 | 507.0 | 499.9 | 489.8 | 482.8 | 522.6 | 547.5 | 53.4 | Bearish |
| LICI | 740.5 | 752.5 | 746.5 | 737.0 | 731.0 | 721.6 | 758.9 | 789.7 | 32.5 | Bearish |
| LUPIN | 1904.7 | 1961.9 | 1933.3 | 1896.4 | 1867.8 | 1830.9 | 1900.6 | 2027.9 | 60.5 | Bearish |
| LT | 3163.9 | 3227.0 | 3195.4 | 3168.2 | 3136.6 | 3109.4 | 3234.4 | 3288.7 | 67.5 | Bearish |
| LTF | 134.7 | 140.5 | 137.6 | 135.4 | 132.5 | 130.2 | 135.5 | 141.3 | 17.2 | Bearish |
| LTIM | 4666.0 | 4920.4 | 4793.2 | 4721.8 | 4594.6 | 4523.3 | 4970.7 | 5534.0 | 43.7 | Bearish |
| LTTS | 4533.2 | 4721.5 | 4627.4 | 4551.5 | 4457.4 | 4381.5 | 4783.1 | 5125.9 | 41.7 | Bearish |
| MANKIND | 2290.6 | 2453.6 | 2372.1 | 2297.6 | 2216.1 | 2141.5 | 2310.7 | 2418.4 | 64.4 | Bearish |
| MFSL | 998.1 | 1037.6 | 1017.9 | 1006.3 | 986.6 | 975.0 | 1025.7 | 1068.8 | 79.2 | Bearish |
| MAXHEALTH | 978.1 | 1032.0 | 1005.1 | 985.1 | 958.1 | 938.1 | 1003.1 | 1054.4 | 78.9 | Bearish |
| M&M | 2585.1 | 2745.6 | 2665.3 | 2618.8 | 2538.5 | 2492.0 | 2693.6 | 2938.7 | 43.5 | Bearish |
| M&MFIN | 270.6 | 283.8 | 277.2 | 272.4 | 265.8 | 261.0 | 273.1 | 282.4 | 21.3 | Bearish |
| MOTHERSON | 118.6 | 123.2 | 120.9 | 118.8 | 116.5 | 114.4 | 124.5 | 130.4 | 68.2 | Bearish |
| MPHASIS | 2247.3 | 2417.1 | 2332.2 | 2279.6 | 2194.7 | 2142.1 | 2426.4 | 2641.6 | 63.4 | Bearish |
| MARICO | 600.6 | 634.2 | 617.4 | 607.7 | 590.9 | 581.2 | 618.4 | 641.1 | 60.3 | Bearish |
| MRF | 105373.7 | 106774.9 | 106074.3 | 104949.2 | 104248.6 | 103123.5 | 107281.3 | 110409.3 | 42.7 | Bearish |
| MARUTI | 11945.9 | 12558.8 | 12252.3 | 12032.0 | 11725.5 | 11505.2 | 12294.3 | 12707.8 | 58.0 | Bearish |
| MSUMI | 47.0 | 48.2 | 47.6 | 46.8 | 46.2 | 45.5 | 47.8 | 51.6 | 69.4 | Bearish |
| MUTHOOT FIN | 2132.8 | 2237.6 | 2185.2 | 2152.7 | 2100.3 | 2067.9 | 2185.1 | 2221.9 | 50.4 | Bearish |
| NESTLEIND | 2189.7 | 2299.9 | 2244.8 | 2214.9 | 2159.8 | 2129.9 | 2230.7 | 2232.3 | 58.6 | Bearish |
| NAVINFUOR | 3762.3 | 3923.9 | 3843.1 | 3733.9 | 3653.1 | 3543.9 | 3858.1 | 4065.3 | 54.2 | Bearish |
| NHPC | 72.9 | 75.4 | 74.2 | 72.6 | 71.3 | 69.7 | 76.1 | 76.2 | 34.3 | Bearish |
| NMDC | 62.5 | 65.5 | 64.0 | 62.9 | 61.4 | 60.4 | 65.3 | 64.3 | 38.4 | Bearish |
| NTPC | 311.5 | 320.3 | 315.9 | 311.2 | 306.8 | 302.1 | 318.4 | 313.6 | 56.1 | Bearish |
| NYKAA | 158.8 | 163.0 | 160.9 | 158.5 | 156.4 | 154.0 | 162.1 | 169.7 | 42.6 | Bearish |
| OBEROIRLTY | 1484.5 | 1537.2 | 1510.9 | 1481.4 | 1455.1 | 1425.6 | 1540.2 | 1668.8 | 52.9 | Bearish |
| OFSS | 7763.9 | 8228.0 | 7995.9 | 7770.5 | 7538.4 | 7313.0 | 8158.7 | 8830.9 | 43.4 | Bearish |
| OIL | 342.7 | 376.9 | 359.8 | 350.4 | 333.3 | 323.9 | 370.4 | 399.5 | 42.1 | Bearish |
| ONGC | 225.3 | 233.7 | 229.5 | 226.3 | 222.1 | 219.0 | 232.7 | 241.3 | 57.1 | Bearish |
| PAGEIND | 40516.0 | 42665.5 | 41590.7 | 40795.4 | 39720.6 | 38925.2 | 41322.2 | 42791.8 | 56.2 | Bearish |
| PATANJALI | 1760.6 | 1959.1 | 1859.8 | 1714.9 | 1615.7 | 1470.8 | 1816.7 | 1818.0 | 62.5 | Bearish |
| PAYTM | 715.0 | 746.8 | 730.9 | 714.6 | 698.7 | 682.4 | 739.3 | 755.4 | 31.6 | Bearish |
| PRESTIGE | 1126.6 | 1176.0 | 1151.3 | 1117.5 | 1092.8 | 1059.0 | 1171.1 | 1274.3 | 49.5 | Bearish |
| PGHH | 13541.9 | 13958.3 | 13750.1 | 13580.8 | 13372.6 | 13203.4 | 13644.3 | 14041.8 | 64.3 | Bearish |
| PIIND | 3014.0 | 3072.3 | 3043.1 | 3002.8 | 2973.7 | 2933.4 | 3069.4 | 3308.6 | 66.3 | Bearish |
| PIDILITIND | 2657.9 | 2693.8 | 2675.9 | 2658.9 | 2641.0 | 2624.0 | 2717.8 | 2819.7 | 64.0 | Bearish |
| PEL | 872.4 | 915.1 | 893.8 | 878.7 | 857.3 | 842.2 | 905.3 | 964.9 | 28.4 | Bearish |
| PETRONET | 283.3 | 306.7 | 295.0 | 287.6 | 275.9 | 268.4 | 295.9 | 301.2 | 46.0 | Bearish |
| PNB | 87.4 | 92.9 | 90.1 | 88.6 | 85.8 | 84.3 | 92.1 | 95.3 | 55.5 | Bearish |
| POLICYBZR | 1463.6 | 1519.7 | 1491.7 | 1466.9 | 1438.8 | 1414.0 | 1517.5 | 1595.3 | 51.9 | Bearish |
| POLYCAB | 4713.4 | 5077.1 | 4895.3 | 4725.1 | 4543.3 | 4373.1 | 5368.0 | 5612.2 | 26.5 | Bearish |

NSE 200 SUPPORT & RESISTANCE

| SYMBOL | CLOSE | R2 | R1 | PIVOT | S1 | S2 | 5 DMA | 20 DMA | % Delivery | Trend |
|------------|---------|---------|---------|---------|---------|---------|---------|---------|------------|---------|
| POONAWALLA | 281.3 | 292.4 | 286.9 | 278.4 | 272.9 | 264.4 | 282.8 | 296.7 | 20.0 | Bearish |
| PFC | 364.3 | 381.1 | 372.7 | 366.7 | 358.3 | 352.2 | 379.4 | 387.2 | 56.3 | Bearish |
| PERSISTENT | 5303.9 | 5632.0 | 5467.9 | 5308.6 | 5144.5 | 4985.2 | 5527.1 | 5816.5 | 44.2 | Bearish |
| POWERGRID | 250.9 | 261.4 | 256.1 | 251.7 | 246.4 | 242.0 | 256.8 | 267.5 | 69.3 | Bearish |
| RECLTD | 360.3 | 383.2 | 371.8 | 364.6 | 353.1 | 345.9 | 383.5 | 405.8 | 41.6 | Bearish |
| RELIANCE | 1200.1 | 1227.6 | 1213.9 | 1203.6 | 1189.8 | 1179.5 | 1210.8 | 1236.3 | 69.1 | Bearish |
| SAIL | 105.0 | 107.9 | 106.5 | 104.0 | 102.6 | 100.1 | 107.6 | 106.6 | 36.4 | Bearish |
| SBICARD | 838.8 | 870.1 | 854.5 | 841.0 | 825.3 | 811.8 | 842.1 | 834.5 | 54.1 | Bullish |
| SBILIFE | 1430.5 | 1485.0 | 1457.8 | 1434.8 | 1407.6 | 1384.6 | 1470.8 | 1464.9 | 69.7 | Bearish |
| SBIN | 688.8 | 709.7 | 699.2 | 690.9 | 680.5 | 672.2 | 708.4 | 733.3 | 55.3 | Bearish |
| SHRIRAMFIN | 617.3 | 630.9 | 624.1 | 613.2 | 606.4 | 595.4 | 592.1 | 564.5 | 49.4 | Bullish |
| SIEMENS | 4623.5 | 4767.2 | 4695.3 | 4638.2 | 4566.3 | 4509.2 | 4788.4 | 5129.8 | 45.2 | Bearish |
| SONACOMS | 493.9 | 510.4 | 502.1 | 489.4 | 481.2 | 468.5 | 503.7 | 508.3 | 55.2 | Bearish |
| SHREECEM | 27284.0 | 28655.9 | 27969.9 | 27486.1 | 26800.1 | 26316.3 | 28097.2 | 28134.2 | 56.1 | Bearish |
| SRF | 2795.4 | 2867.1 | 2831.3 | 2795.2 | 2759.3 | 2723.2 | 2791.1 | 2826.5 | 46.6 | Bearish |
| SUNPHARMA | 1593.3 | 1701.5 | 1647.4 | 1616.9 | 1562.8 | 1532.3 | 1627.5 | 1698.2 | 71.4 | Bearish |
| SUNTV | 561.5 | 591.4 | 576.4 | 565.0 | 550.1 | 538.7 | 580.2 | 600.3 | 29.0 | Bearish |
| SYNGENE | 652.4 | 686.3 | 669.4 | 659.3 | 642.3 | 632.2 | 686.6 | 713.6 | 48.8 | Bearish |
| TATASTEEL | 137.2 | 140.1 | 138.6 | 136.4 | 134.9 | 132.6 | 138.3 | 135.2 | 49.4 | Bullish |
| TATACONSUM | 963.7 | 1018.3 | 991.0 | 974.2 | 946.9 | 930.0 | 996.6 | 1019.2 | 73.6 | Bearish |
| TATACOMM | 1352.5 | 1392.6 | 1372.5 | 1357.9 | 1337.9 | 1323.3 | 1406.6 | 1511.2 | 62.3 | Bearish |
| TCS | 3483.3 | 3656.4 | 3569.8 | 3513.4 | 3426.8 | 3370.4 | 3637.4 | 3888.8 | 79.8 | Bearish |
| TECHM | 1487.9 | 1607.6 | 1547.7 | 1513.1 | 1453.2 | 1418.6 | 1586.7 | 1650.6 | 68.4 | Bearish |
| TATAELXSI | 5411.1 | 5686.0 | 5548.6 | 5425.6 | 5288.1 | 5165.1 | 5696.4 | 6105.8 | 45.4 | Bearish |
| TIINDIA | 2462.2 | 2601.3 | 2531.7 | 2469.4 | 2399.8 | 2337.5 | 2590.0 | 2768.0 | 57.0 | Bearish |
| TORNTPOWER | 1263.0 | 1330.4 | 1296.7 | 1267.3 | 1233.6 | 1204.3 | 1298.2 | 1304.4 | 40.2 | Bearish |
| TATAPOWER | 339.2 | 345.5 | 342.3 | 338.9 | 335.8 | 332.4 | 349.2 | 352.6 | 35.7 | Bearish |
| RAMCOCEM | 829.0 | 855.7 | 842.4 | 827.1 | 813.8 | 798.5 | 844.9 | 868.6 | 53.1 | Bearish |
| TRENT | 4851.6 | 4975.7 | 4913.6 | 4814.3 | 4752.2 | 4652.9 | 4946.2 | 5275.5 | 50.3 | Bearish |
| TRIDENT | 25.8 | 27.1 | 26.4 | 25.9 | 25.3 | 24.8 | 27.0 | 28.8 | 45.7 | Bearish |
| TORNTPHARM | 2948.1 | 3010.5 | 2979.3 | 2945.4 | 2914.2 | 2880.3 | 3005.8 | 3091.3 | 65.2 | Bearish |
| TITAN | 3077.3 | 3276.4 | 3176.8 | 3118.4 | 3018.9 | 2960.5 | 3170.4 | 3303.7 | 56.5 | Bearish |
| TATACHEM | 777.4 | 817.9 | 797.6 | 781.3 | 761.0 | 744.7 | 817.9 | 876.3 | 42.4 | Bearish |
| TTML | 59.5 | 63.3 | 61.4 | 60.2 | 58.3 | 57.1 | 63.1 | 67.9 | 30.1 | Bearish |
| TATAMOTORS | 620.7 | 654.6 | 637.6 | 628.0 | 611.1 | 601.5 | 654.5 | 683.6 | 42.0 | Bearish |
| TVSMOTOR | 2225.5 | 2370.7 | 2298.1 | 2245.4 | 2172.8 | 2120.2 | 2322.5 | 2460.7 | 44.7 | Bearish |
| UBL | 1946.2 | 2008.9 | 1977.5 | 1948.3 | 1916.9 | 1887.7 | 2009.2 | 2054.9 | 58.8 | Bearish |
| UNIONBANK | 112.1 | 116.8 | 114.4 | 112.2 | 109.9 | 107.7 | 115.3 | 114.1 | 37.8 | Bearish |
| UNITDSPR | 1284.5 | 1357.1 | 1320.8 | 1298.7 | 1262.4 | 1240.3 | 1323.1 | 1384.0 | 52.9 | Bearish |
| UPL | 633.0 | 652.7 | 642.8 | 631.2 | 621.3 | 609.7 | 643.1 | 634.6 | 69.3 | Bearish |
| ULTRACEMCO | 10128.5 | 10664.3 | 10396.4 | 10222.1 | 9954.2 | 9780.0 | 10748.0 | 11244.8 | 67.1 | Bearish |
| VBL | 436.1 | 467.7 | 451.9 | 440.8 | 424.9 | 413.8 | 467.7 | 513.4 | 51.8 | Bearish |
| VEDL | 394.8 | 404.6 | 399.7 | 396.0 | 391.1 | 387.5 | 413.9 | 426.0 | 49.7 | Bearish |
| VOLTAS | 1320.1 | 1365.4 | 1342.7 | 1312.9 | 1290.3 | 1260.5 | 1291.3 | 1308.3 | 43.3 | Bearish |
| WHIRLPOOL | 928.1 | 982.0 | 955.0 | 933.5 | 906.5 | 885.0 | 960.0 | 1037.3 | 59.4 | Bearish |
| WIPRO | 277.7 | 299.9 | 288.8 | 282.9 | 271.8 | 265.9 | 293.0 | 307.8 | 58.2 | Bearish |
| YESBANK | 16.8 | 17.5 | 17.1 | 16.9 | 16.5 | 16.3 | 17.5 | 18.2 | 45.0 | Bearish |
| ZEEL | 93.1 | 98.6 | 95.8 | 94.0 | 91.2 | 89.4 | 96.8 | 101.6 | 49.5 | Bearish |
| ZOMATO | 222.1 | 233.4 | 227.8 | 222.8 | 217.1 | 212.2 | 226.0 | 226.7 | 53.0 | Bearish |
| ZYDUSLIFE | 876.6 | 896.8 | 886.7 | 876.9 | 866.8 | 857.0 | 884.5 | 931.5 | 54.9 | Bearish |

Disclaimer:

This report has been prepared by HDFC Securities Ltd and is solely for information of the recipient only. The report must not be used as a singular basis of any investment decision. The views herein are of a general nature and do not consider the risk appetite or the particular circumstances of an individual investor; readers are requested to take professional advice before investing. Nothing in this document should be construed as investment advice. Each recipient of this document should make such investigations as they deem necessary to arrive at an independent evaluation of an investment in securities of the companies referred to in this document (including merits and risks) and should consult their own advisors to determine merits and risks of such investment. The information and opinions contained herein have been compiled or arrived at, based upon information obtained in good faith from sources believed to be reliable. Such information has not been independently verified and no guaranty, representation of warranty, express or implied, is made as to its accuracy, completeness or correctness. All such information and opinions are subject to change without notice. Descriptions of any company or companies or their securities mentioned herein are not intended to be complete. HSL is not obliged to update this report for such changes. HSL has the right to make changes and modifications at any time.

This report is not directed to, or intended for display, downloading, printing, reproducing or for distribution to or use by, any person or entity who is a citizen or resident or located in any locality, state, country or other jurisdiction where such distribution, publication, reproduction, availability or use would be contrary to law or regulation or what would subject HSL or its affiliates to any registration or licensing requirement within such jurisdiction.

If this report is inadvertently sent or has reached any person in such country, especially, United States of America, the same should be ignored and brought to the attention of the sender. This document may not be reproduced, distributed or published in whole or in part, directly or indirectly, for any purposes or in any manner.

Foreign currencies denominated securities, wherever mentioned, are subject to exchange rate fluctuations, which could have an adverse effect on their value or price, or the income derived from them. In addition, investors in securities such as ADRs, the values of which are influenced by foreign currencies effectively assume currency risk. It should not be considered to be taken as an offer to sell or a solicitation to buy any security.

This document is not, and should not, be construed as an offer or solicitation of an offer, to buy or sell any securities or other financial instruments. This report should not be construed as an invitation or solicitation to do business with HSL. HSL may from time to time solicit from, or perform broking, or other services for, any company mentioned in this mail and/or its attachments.

HSL and its affiliated company(ies), their directors and employees may; (a) from time to time, have a long or short position in, and buy or sell the securities of the company(ies) mentioned herein or (b) be engaged in any other transaction involving such securities and earn brokerage or other compensation or act as a market maker in the financial instruments of the company(ies) discussed herein or act as an advisor or lender/borrower to such company(ies) or may have any other potential conflict of interests with respect to any recommendation and other related information and opinions.

HSL, its directors, analysts or employees do not take any responsibility, financial or otherwise, of the losses or the damages sustained due to the investments made or any action taken on basis of this report, including but not restricted to, fluctuation in the prices of shares and bonds, changes in the currency rates, diminution in the NAVs, reduction in the dividend or income, etc.

HSL and other group companies, its directors, associates, employees may have various positions in any of the stocks, securities and financial instruments dealt in the report, or may make sell or purchase or other deals in these securities from time to time or may deal in other securities of the companies / organizations described in this report. As regards the associates of HSL please refer the website.

HSL or its associates might have managed or co-managed public offering of securities for the subject company or might have been mandated by the subject company for any other assignment in the past twelve months.

HSL or its associates might have received any compensation from the companies mentioned in the report during the period preceding twelve months from the date of this report for services in respect of managing or co-managing public offerings, corporate finance, investment banking or merchant banking, brokerage services or other advisory service in a merger or specific transaction in the normal course of business.

HSL or its analysts did not receive any compensation or other benefits from the companies mentioned in the report or third party in connection with preparation of the research report. Accordingly, neither HSL nor Research Analysts have any material conflict of interest at the time of publication of this report. Compensation of our Research Analysts is not based on any specific merchant banking, investment banking or brokerage service transactions. HSL may have issued other reports that are inconsistent with and reach different conclusion from the information presented in this report. Research entity has not been engaged in market making activity for the subject company. Research analyst has not served as an officer, director or employee of the subject company. We have not received any compensation/benefits from the subject company or third party in connection with the Research Report.

Please note that HDFC Securities has a proprietary trading desk. This desk maintains an arm's length distance with the Research team and all its activities are segregated from Research activities. The proprietary desk operates independently, potentially leading to investment decisions that may deviate from research views.

HDFC securities Limited, I Think Techno Campus, Building - B, "Alpha", Office Floor 8, Near Kanjurmarg Station, Opp. Crompton Greaves, Kanjurmarg (East), Mumbai 400 042 Phone: (022) 3075 3400 Fax: (022) 2496 5066

Compliance Officer: Murli V Karkera Email: complianceofficer@hdfcsec.com Phone: (022) 3045 3600

For grievance redressal contact Customer Care Team Email: customercare@hdfcsec.com Phone: (022) 3901 9400

HDFC Securities Limited, SEBI Reg. No.: NSE, BSE, MSEI, MCX: INZ000186937; AMFI Reg. No. ARN: 13549; PFRDA Reg. No. POP: 11092018; IRDA Corporate Agent License No.: CA0062; SEBI Research Analyst Reg. No.: INH000002475; SEBI Investment Adviser Reg. No.: INA000011538; CIN - U67120MH2000PLC152193

Investment in securities market are subject to market risks. Read all the related documents carefully before investing.

Mutual Funds Investments are subject to market risk. Please read the offer and scheme related documents carefully before investing.

Registration granted by SEBI, membership of BASL (in case of IAs) and certification from NISM in no way guarantee performance of the intermediary or provide any assurance of returns to investors.

Thank you!