

Prime Weekly

June 16, 2025



Ceasefire Prospects Between Israel and Iran Could Support Markets

Stocks are poised to open marginally higher on hopes of a reduction in hostilities between Israel and Iran. Markets in Asia moved higher at the start of trading on Monday, pulling back some of their losses from the end of last week.

Geopolitical Tensions Roil Markets Last Week

Key equity indices posted sharp losses during the week, driven by both domestic developments and global economic factors. Ongoing U.S.-China trade negotiations and escalating hostilities in the Middle East triggered a broad sell-off across the globe. Indian shares fell sharply alongside global markets as trade uncertainties and heightened geopolitical risks overshadowed growth prospects.

The US stock market delivered mixed results last week as investors navigated conflicting signals from economic data and escalating geopolitical risks. Early gains, driven by robust technology sector performance, stronger-than-anticipated May employment figures, and renewed optimism surrounding US-China trade negotiations, gave way to sharp declines as the war between Israel and Iran intensified.

India's dependence on the Strait of Hormuz

The Strait of Hormuz, a narrow waterway connecting the Persian Gulf with the Gulf of Oman and the Arabian Sea, stands as one of the world's most critical maritime chokepoints. For India, over two-thirds of its oil imports and nearly half of its liquefied natural gas (LNG) imports transit through the Strait of Hormuz. If it is closed, that would send energy prices soaring and risk expanding the war.

Higher prices have already impacted India's import bill, affecting the rupee, which has tumbled to an 8-week low.

Hints of a giant oil reserves discovery

Hardeep Singh Puri, Minister of Petroleum and Natural Gas, outlined a bold vision for India's energy independence, suggesting that the country may be on the cusp of discovering a game-changing oil reserve in the Andaman Sea, comparable to the massive oil find in Guyana.

Nifty is currently undergoing short-term consolidation.

Traders holding long positions should maintain a stop-loss at 24462. A breach below this level could lead to a further decline towards the 24164 support, and a sustainable close below 24164 would positionally reverse the bullish trend. Conversely, a close above 25000 would negate the possibility of a downtrend.

Our markets are poised to open marginally higher on hopes of reduced hostilities between Israel and Iran, with Asian markets recovering on Monday from last week's losses.

DOMESTIC INDICES

	13-JUN-25	06-JUN-25	% CHG
SENSEX	81119	82189	-1.3%
NIFTY	24719	25003	-1.1%
MID CAP	58227	59010	-1.3%
SMALL CAP	18375	18582	-1.1%

NIFTY EARNINGS

NIFTY	FY 24	FY 25E	FY 26E
EPS	977	1017	1157
P/E	22.9	24.3	21.4

SECTORAL INDICES

	13-JUN-25	06-JUN-25	% CHG
IT	37839	36837	2.7%
HEALTHCARE	43995	43222	1.8%
TECK	18195	17940	1.4%
OIL & GAS	27162	27080	0.3%
POWER	6725	6821	-1.4%
AUTO	52324	53094	-1.5%
CG	69767	70798	-1.5%
BANKEX	62570	63556	-1.6%
METAL	30747	31268	-1.7%
PSU	19557	19902	-1.7%
FMCG	20066	20475	-2.0%
CD	57110	58400	-2.2%
REALTY	7821	8069	-3.1%




GLOBAL INDICES

	13-JUN-25	06-JUN-25	% CHG
NIKKEI	38193	37742	1.2%
HANG SENG	23853	23793	0.3%
FTSE	8851	8838	0.1%
SHANGHAI	3379	3385	-0.2%
S&P 500	5977	6000	-0.4%
NASDAQ	19407	19530	-0.6%
DOW JONES	42198	42763	-1.3%
CAC	7685	7805	-1.5%
DAX	23516	24304	-3.2%

INSTITUTIONAL ACTIVITY

Rs Cr	13-JUN-25	12-JUN-25	JUNE SERIES
FII	-1233	-3831	-11231
DII	2906	9394	53111

News Highly Sensitive to Stock Price

Impact	Stock	News
	SpiceJet	SpiceJet reported its highest-ever quarterly profit at Rs 319 crore in Q4 FY25 from the previous quarter. The airline also turned profitable for the full year with Rs 48 crore net profit, its first since FY18. Load factor stood at 88.1% and EBITDA more than doubled. Cost control across the business and lower finance cost led to sharp increase in net profit. Promoters infused Rs 500 crore equity, further boosting financials. It had a owned fleet at 22 while 39 on lease as on March-2025.
	HBL Engineering	South Central Railway has issued letter of acceptance to HBL for provision of the Kavach in Vijayawada — Ballarshah section. The total order value stood at Rs 133 crore (incl. GST). It is to be executed in the 18 months. Company received another order worth Rs 30.7 crore from South Central Railway. Company has order book of Rs 4029 crore as on date.
	Syngene International	United States Food and Drug Administration (US FDA) conducted a Good Clinical Practices (GCP) compliance inspection of Syngene International Limited's facility at Semicon Park, Bengaluru, from June 09, 2025, to June 13, 2025. The inspection concluded successfully, with the facility found to be in compliance with the required regulations. The inspection resulted in zero observations and no Form 483 was issued. The inspection has been classified as No Action Indicated (NAI).

Stock	News
ONGC	Gas is flowing uncontrollably for the second day in a row on Friday from a crude well of Oil and Natural Gas Corp. in Assam's Sivasagar district after a blowout, officials said. While ONGC has begun a detailed probe to find out the reason for the blowout and the process to control the well is progressing.
Maruti Suzuki, Equitas Small Finance Bank	Maruti Suzuki India Ltd has partnered with private sector Equitas Small Finance Bank to offer vehicle financing options to its customers. A memorandum of understanding between the two entities was signed with an aim to provide retail financing options for new cars, used cars and commercial vehicles.
Yes Bank	Reserve Bank of India has extended Prashant Kumar's tenure as Yes Bank CEO. He will continue until a successor is found. The extension is effective from October 6, 2025. Kumar's leadership began in March 2020.
Banking sector	Care Edge Ratings anticipates a potential rise in banks' credit costs in FY26 due to stress in unsecured and microfinance loans. Despite this, strong provision buffers, particularly among PSBs with high Provision Coverage Ratios, position banks to absorb potential losses. While asset quality is expected to slightly deteriorate, it will remain manageable, offset by corporate deleveraging.
ITC	ITC Ltd has completed the acquisition of Sresta Natural Bio-products Private Limited (SNBPL) for Rs 400 crore in an all-cash deal, marking a strategic entry into the fast-growing organic food market. The transaction involves the purchase of 1.87 crore equity shares, making SNBPL a wholly owned subsidiary of ITC. In addition, consideration of up to Rs 72.5 crore payable in the next 24 months. It is engaged in the business of manufacturing and selling organic food products under the '24 Mantra Organic' brand.
Themis Medicare, Gujarat Themis	<p>With reference to earlier disclosure dated November 18, 2024, wherein the Company had informed about proposed Scheme of Amalgamation of Gujarat Themis Biosyn Limited ("Transferor Company") with Themis Medicare.</p> <p>Board of Directors of Gujarat Themis Biosyn Limited, at its meeting held on 13th June 2025, after due deliberation and stated reasons has decided not to proceed with the proposed amalgamation and has accordingly approved withdrawal of the scheme of amalgamation.</p>

Stock	News
<p>Nazara Technologies</p>	<p>Ace investor Rekha Jhunjhunwala continues to pare her stake in Nazara Technologies. On June 13, Jhunjhunwala sold over a 3% stake in the company through bulk deals on both the BSE and NSE. She offloaded 13 lakh shares on the BSE at an average price of Rs 1,225.19 per share, and another 14 lakh shares on the NSE at Rs 1,225.63 apiece.</p>
<p>Birla Corporation</p>	<p>Birla Corporation said it has been declared the preferred bidder for the Gourum Khan Ki Dhani (South) limestone block in Jaisalmer, Rajasthan, following a successful bid in the state's e-auction process. The government of Rajasthan's director of mines and geology, through a notification dated June 12, 2025, confirmed the company's selection for the grant of a mining lease over the block located in Jaisalmer district.</p>
<p>DLF</p>	<p>DLF Ltd will invest around Rs 5,500 crore to develop a luxury housing project in Gurugram, as it seeks to achieve record sales bookings this fiscal on high demand. According to sources, the company will soon launch an 18-acre project 'DLF Privana North' in Sector 76/77 Gurugram, comprising more than 1,150 apartments. The estimated cost to develop this project is around Rs 5,500 crore, they added. This upcoming project is part of its 116-acre township 'DLF Privana'.</p>
<p>Dishman Carbogen Amcis</p>	<p>US FDA inspection planned between 9th June, 2025 to 13th June, 2025 at DCAL's facility in Naroda, Ahmedabad, was successfully completed on 12th June, 2025. The inspection was concluded without any observation or issuance of form 483's, confirming that no concerns were discovered during the inspection. Thus, the company's facilities at Naroda and Bavla in India, and multiple group facilities in Switzerland and Netherlands continue to be approved by the US FDA.</p>
<p>Arkade Developers</p>	<p>The company forayed into Maharashtra's Thane metro area with 6.28-acre project with an estimated gross development value of Rs 2,000 crore. Strategically nestled at Kasarvadavali off Ghodbunder Road in Thane West, this upcoming development is set to emerge as a landmark destination, offering a harmonious mix of thoughtfully crafted 2, 3, and 4 BHK residences along with curated retail and commercial spaces.</p>
<p>Natco Pharma</p>	<p>US FDA, in its inspection from June 9 to June 13 at the API manufacturing plant in Mekaguda, Hyderabad, concluded with one observation in form-483. The company believes that the observation is procedural in nature.</p>

Stock	News
<p>Lemon Tree</p>	<p>Lemon Tree Hotels announced its latest signing Lemon Tree Hotel, Itanagar, Arunachal Pradesh. The property shall be managed by Carnation Hotels Private Limited, a wholly-owned subsidiary of Lemon Tree Hotels Limited. Lemon Tree Hotel, Itanagar will feature 70 well-appointed rooms, a restaurant and other amenities. The Donyi Polo Airport, Itanagar is approx. 25 kms away from the property. Naharlagun (Itanagar) Railway Station is approx. 12 kms from the property.</p>
<p>Sun Pharmaceutical Industries Ltd.</p>	<p>US FDA conducted a Good Manufacturing Practices (GMP) inspection of Sun Pharmaceutical Industries Limited's Halol facility (Gujarat, India) from 02 June to 13 June 2025. At the conclusion of the inspection, the US FDA issued a Form-483, with 8 observations. As per communication dated December 08, 2022, the Halol facility was placed under Import Alert by US FDA.</p> <p>Sun Pharmaceutical Industries Limited announced appointment of Kirti Ganorkar as the Managing Director to succeed Dilip Shanghvi, effective September, 2025.</p> <p>Abhay Gandhi – President & CEO, North America, has decided to pursue his interests outside Sun Pharma. Richard (Rick) Ascroft will be joining as CEO – North America, succeeding Abhay Gandhi. Rick is a seasoned biopharmaceutical executive with more than three decades of experience spanning commercial operations, market access, medical affairs, and corporate affairs across the US and global markets.</p> <p>Aalok Shanghvi – Whole-time Director and Chief Operating Officer, has been additionally entrusted with the responsibility for the North America business wherein Rick will report to Aalok.</p>
<p>NTPC</p>	<p>The company announced the commencement of commercial operations for Unit-3 (660 MW) of its North Karanpura Super Thermal Power Project (3x660 MW), effective from 00:00 hours on June 15, 2025. With this, NTPC's total standalone commercial capacity has increased to 60,266 MW, while its group capacity has reached 81,368 MW.</p>

Key Events

U.S. Consumer Sentiment Improves Much More Than Expected In June

Preliminary data released by the University of Michigan on Friday showed a substantial improvement by consumer sentiment in the U.S. in the month of June. The University of Michigan said its consumer sentiment index surged to 60.5 in June after holding at 52.2 in May. Economists had expected the index to rise to 53.5.

Vietnam says US trade talks made progress but key issues are unresolved

Vietnam and the United States made progress during a third round of trade negotiations last week, but critical issues remain unresolved, requiring further analysis and continued dialogue, Vietnam's trade ministry said on Sunday. The talks, in Washington, D.C. from June 9-12, were held as a pause on 46% "reciprocal" tariffs on Vietnamese exports approaches expiration in early July, adding pressure on both sides to reach a compromise.

Eurozone Trade Surplus Declines To 3-Month Low

Eurozone trade surplus declined to a three month low in April as demand from the US softened following tariff hikes, official data revealed on Friday. The trade surplus declined to EUR 9.9 billion in April from EUR 37.3 billion in March, Eurostat reported. This was the lowest surplus since January. In the same period last year, the surplus totaled EUR 13.6 billion. Moreover, the surplus was below the expected level of EUR 18.2 billion.

Economic Calendar

Monday	Tuesday	Wednesday	Thursday	Friday
16 Jun	17 Jun	18 Jun	19 Jun	20 Jun
China: New & Used Home Sales, Retail Sales, IIP India: WPI US: Empire Mfg.	BoJ Monetary Policy US: Retail Sales, IIP, Capacity Utilisation, NAHB Housing Index	Japan: Trade Balance UK, EU: CPI US: Housing starts, Building Permits, Initial & Conti. Jobless Claims FOMC Monetary Policy	US: Holiday EU: Construction Output BoE Monetary Policy	Japan: Natl CPI China: 1 & 5 Yr. LPR India: Eight Core Infra EU: Consumer Confi. US: Leading Index, Philadelphia Fed Busi. Outlook

Open Derivatives Trading Calls

NO	RECO DT	RECO	COMPANY NAME	ENTRY	CMP	SL	TARGET	UPSIDE %	VALID TILL
1	13-JUN-25	BUY	BANK NIFTY JUN FUT	55655-55455	55,655.8	55,355.0	56155	0.9	18-JUN-25
2	6-JUN-25	BUY	IDFC FIRST BANK JULY FUT	69-71.40	71.1	67.0	80	12.5	31-JUL-25
3	9-JUN-25	BUY	FEDERAL BANK JUN FUT	212.37-207	205.8	203.0	223	8.4	23-JUN-25
4	11-JUN-25	SELL	BDL JUNE FUT	1906.90-1948	1,898.9	1,982.0	1813	4.5	25-JUN-25

Open Short-Term MTF Calls

NO.	RECO DT.	RECO	COMPANY NAME	ENTRY	CMP	SL	TARGET	UPSIDE %	VALID TILL
1	5-JUN-25	BUY	BERGER PAINT	572.25-556	570.2	545.0	607	6.5	26-JUN-25
2	9-JUN-25	BUY	JK TYRE	373.80-361	367.8	355.0	400	8.8	23-JUN-25
3	10-JUN-25	BUY	KAJARIA CERAMIC	1052-1063	1,041.5	1,000.0	1128	8.3	24-JUN-25
4	11-JUN-25	BUY	LTTS	4514-4565	4,445.9	4,350.0	4760	7.1	25-JUN-25
5	12-JUN-25	BUY	BAJAJ FINSERVE	2030-2040	2,011.0	1,945.0	2130	5.9	3-JUL-25

Open Positional MTF Calls

NO.	RECO DT.	RECO	COMPANY NAME	ENTRY	CMP	SL	TARGET 1	TARGET 2	UPSIDE %	VALID TILL
1	12-MAY-25	BUY	BANKBEEES	565.86-548	569.1	537.0	599.0	630.0	11	11-JUL-25
2	26-MAY-25	BUY	CROMPTON GREAVES	355.35-339	343.9	333.0	380.0	391.0	14	10-JUL-25
3	26-MAY-25	BUY	CONSUMEETF	118.81-115.80	117.2	114.0	124.5	127.0	8	24-AUG-25
4	2-JUN-25	BUY	INDIAN BANK	633.30-612	624.9	594.0	680.0	705.0	13	17-JUL-25
5	4-JUN-25	BUY	MACROTECH DEVELOPERS	1446.50-1340	1,452.6	1300.0	1621.0	1680.0	16	3-AUG-25
6	5-JUN-25	BUY	SJVN	102.14-98.50	98.5	96.0	111.0	120.0	22	20-JUL-25
7	5-JUN-25	BUY	SWIGGY	364.80-333	354.2	321.0	421.0	445.0	26	4-AUG-25
8	9-JUN-25	BUY	JSW INFRA	310-287	302.5	279.0	335.0	350.0	16	24-JUL-25
9	9-JUN-25	BUY	AUTOETF	24.45-23.79	23.9	23.5	25.1	25.7	8	7-SEP-25
10	9-JUN-25	BUY	IREDA	175.87-167	167.3	162.0	192.0	210.0	26	8-AUG-25
11	10-JUN-25	BUY	ITBEEES	41.90-42.10	41.9	40.2	44.0	46.0	10	8-SEP-25
12	11-JUN-25	BUY	VRL LOGISTICS	572-584	563.7	529.0	620.0	650.0	15	26-JUL-25

Open Muhurat Trading MTF Picks

NO.	RECO DT.	RECO	COMPANY NAME	ENTRY	CMP	SL	TARGET 1	TARGET 2	UPSIDE %	VALID TILL
1	28-OCT-24	BUY	KARUR VYSYA BANK*	214-218	247.8	183.0	249.0	269.0	9	NEXT DIWALI

*= 1st Target Achieved

Open Fundamental Calls

Time Horizon= 2 - 3 Quarters

SR NO	COMPANY NAME	RECO DATE	CMP	BUYING RANGE	AVERAGING RANGE	TARGET 1	TARGET 2	UPSIDE %	Expiry Date
1	HERITGFOOD*	20-Sep-24	463.6	588-614	525-550	655	707	52.5	19-Jun-25
2	ACE*	23-Sep-24	1199.6	1384-1412	1236-1261	1537	1632	36.0	22-Jun-25
3	MGL	20-Sep-24	1344.5	1885-1925	1700-1735	2080	2245	67.0	19-Jun-25
4	IGL	7-Oct-24	198.9	272-277	246-251	302.5	322	61.9	6-Jul-25
5	TECHNOE	14-Oct-24	1454.2	1702-1737	1542-1573	1878	2027	39.4	13-Jul-25
6	PARAGMILK	14-Oct-24	214.3	220-235	198-210	251	273	27.4	13-Jul-25
7	WABAG	21-Oct-24	1554.9	1852-1890	1667-1700	2058	2190	40.8	20-Jul-25
8	GUFICBIO*	21-Oct-24	370.7	432-441	392	475	505	36.2	20-Jul-25
9	FEDERALBNK	4-Nov-24	205.3	202-207	182-187	224	240	16.9	3-Aug-25
10	QUESS*	25-Nov-24	312.1	640-654	576.5	708.5	390	25.0	24-Aug-25
11	NRBBEARING	2-Dec-24	255.2	290-295	258-262	324	348	36.4	1-Sep-25
12	PCBL	9-Dec-24	404.1	457-569	436-444	524	559	38.3	8-Sep-25
13	HGINFRA	16-Dec-24	1059.5	1454-1484	1358-1385	1617	1715	61.9	15-Sep-25
14	SUNTECK	23-Dec-24	447.3	490-505	440-455	554	592	32.3	22-Sep-25
15	LTFOODS*	30-Dec-24	458.8	395-412	348-365	447	488	6.4	29-Sep-25
16	MASTEK	30-Dec-24	2454.6	2904-2964	2644-2698	3214	3506	42.8	29-Sep-25
17	GODREJCP*	6-Jan-25	1188.8	1097-1127	992-1022	1217	1314	10.5	5-Oct-25
18	GLENMARK	13-Jan-25	1669.9	1530-1558	1363	1697	1838	10.1	12-Oct-25
19	CANFINHOME*	27-Jan-25	792.5	680-695	620-630	755	833	5.1	26-Oct-25
20	BIKAJI	3-Feb-25	746.2	714-738	640-665	805	868	16.3	2-Nov-25
21	COALINDIA*	3-Mar-25	391.2	365-373	330-336	399	435	11.2	2-Dec-25
22	STYLAMIND*	1-Apr-25	1721.2	1610-1675	1450-1514	1804	1965	14.2	31-Dec-25
23	AADHARHFC	7-Apr-25	437.8	445-455	405-415	494	535	22.2	6-Jan-26
24	STARCEMENT	15-Apr-25	214.5	210-225	180-195	240	260	21.2	14-Jan-26
25	CASTROLIND*	5-May-25	211.7	195-203	178-184	219	239	12.9	4-Feb-26
26	COFORGE	12-May-25	1792.5	1556-1593	1428-1458	1712.4	1810	1.0	11-Feb-26
27	EPL	19-May-25	243.5	230-240	205-215	262	285	17.1	18-Feb-26
28	KTKBANK	26-May-25	205.4	192-200	174-182	219	239	16.3	25-Feb-26
29	SARLAPOLY	27-May-25	114.0	104-109	87-92	138	153	34.2	26-Nov-26
30	RITCO	27-May-25	287.9	265-275	245-255	352	379	31.7	26-Nov-26
31	SANSERA	2-Jun-25	1314.1	1345-1380	1220-1250	1495	1625	23.7	1-Mar-26
32	UDS	9-Jun-25	299.8	303-310	279.5	342.5	377	25.8	8-Mar-26

* 1st Target Achieved

Spin-Off

NSE 200 SUPPORT & RESISTANCE

SYMBOL	CLOSE	R2	R1	PIVOT	S1	S2	5 DMA	20 DMA	% Delivery	Trend
ABB	5999.0	6099.7	6049.3	5967.2	5916.8	5834.7	6096.0	5998.1	51.0	Bullish
ABCAPITAL	240.4	245.0	242.7	239.3	237.0	233.7	242.5	227.1	46.6	Bullish
ABFRL	73.8	77.0	75.4	73.0	71.4	69.0	76.1	85.1	43.7	Bearish
ACC	1846.2	1870.9	1858.5	1843.8	1831.4	1816.7	1887.2	1908.8	53.8	Bearish
AMBUJACEM	542.5	552.4	547.5	541.8	536.8	531.1	554.6	559.0	52.1	Bearish
ADANIPOWER	570.9	595.3	583.1	566.2	554.0	537.2	576.9	558.3	28.3	Bullish
ADANIENSOL	861.0	881.5	871.3	861.5	851.2	841.4	891.9	878.7	46.8	Bearish
ADANIGREEN	989.5	1010.2	999.8	992.6	982.2	975.0	1029.4	1010.2	35.4	Bearish
ADANIENT	2507.9	2550.6	2529.3	2494.6	2473.3	2438.6	2565.6	2529.0	24.7	Bearish
ADANIPORTS	1405.0	1435.3	1420.2	1408.6	1393.5	1381.9	1449.6	1426.7	43.5	Bearish
ASHOKLEY	234.8	238.3	236.5	233.6	231.8	228.9	238.9	239.0	55.8	Bearish
ALKEM	4847.5	4926.8	4887.2	4815.3	4775.7	4703.8	4882.4	5089.8	67.0	Bearish
APLAPOLLO	1846.0	1876.9	1861.5	1835.0	1819.6	1793.1	1868.9	1846.5	60.3	Bearish
APOLLOHOSP	6994.5	7099.5	7047.0	6985.0	6932.5	6870.5	6953.8	6949.5	62.6	Bullish
ASIANPAINT	2214.2	2244.3	2229.3	2202.0	2187.0	2159.7	2221.8	2271.7	58.0	Bearish
APOLLTYRE	452.0	466.3	459.1	449.6	442.4	432.9	462.4	476.3	38.1	Bearish
AUROPHARMA	1150.2	1166.3	1158.3	1146.9	1138.9	1127.5	1159.7	1168.3	57.0	Bearish
ASTRAL	1528.1	1572.6	1550.3	1508.1	1485.8	1443.6	1521.7	1489.7	51.5	Bullish
ATGL	658.8	672.0	665.4	660.0	653.4	647.9	686.6	677.2	31.9	Bearish
AUBANK	768.6	781.9	775.2	766.1	759.5	750.4	771.7	722.5	45.8	Bullish
AXISBANK	1205.8	1220.5	1213.1	1204.4	1197.0	1188.3	1220.6	1199.9	73.4	Bullish
BAJFINANCE	9331.0	9499.7	9415.3	9281.2	9196.8	9062.7	9445.9	9231.3	57.1	Bullish
BAJAJHFL	121.6	123.1	122.4	121.2	120.5	119.3	124.5	123.9	47.4	Bearish
BANDHANBNK	175.2	179.3	177.2	174.9	172.8	170.5	180.5	171.7	46.7	Bullish
BDL	1900.0	1989.3	1944.6	1889.2	1844.5	1789.1	1916.2	1924.6	19.3	Bearish
BHARTIARTL	1840.4	1862.9	1851.7	1833.3	1822.1	1803.7	1853.4	1848.3	72.1	Bearish
BHARTIHEXA	1783.9	1841.8	1812.9	1774.7	1745.8	1707.6	1785.3	1774.1	50.6	Bullish
BEL	394.2	408.7	401.5	390.5	383.2	372.2	392.9	386.1	37.1	Bullish
BHEL	253.6	261.0	257.3	251.5	247.8	242.0	256.6	255.6	34.7	Bearish
BHARATFORG	1309.3	1342.4	1325.9	1298.4	1281.9	1254.4	1326.2	1272.0	37.0	Bullish
BIOCON	355.4	365.7	360.5	352.8	347.6	339.9	348.3	338.1	39.0	Bullish
BAJAJ-AUTO	8463.5	8568.5	8516.0	8433.0	8380.5	8297.5	8603.3	8684.1	52.0	Bearish
BAJAJFINSV	2011.0	2039.5	2025.3	2002.6	1988.4	1965.7	2013.6	2011.5	35.5	Bearish
BAJAJHLDNG	14084.0	14308.0	14196.0	14037.0	13925.0	13766.0	14233.6	13701.2	31.9	Bullish
BANKBARODA	239.2	243.5	241.4	238.1	235.9	232.7	243.5	244.9	42.5	Bearish
BANKINDIA	121.2	123.4	122.3	120.4	119.3	117.3	124.7	121.4	37.3	Bearish
MAHABANK	54.4	55.9	55.1	53.9	53.2	51.9	55.6	53.7	39.6	Bullish
BOSCHLTD	31585.0	32205.0	31895.0	31420.0	31110.0	30635.0	31647.0	31657.8	48.3	Bearish
BPCL	312.3	323.8	318.0	308.7	302.9	293.6	321.1	317.3	42.1	Bearish
BRITANNIA	5570.0	5698.0	5634.0	5529.5	5465.5	5361.0	5630.7	5547.5	67.0	Bullish
BSE	2711.2	2828.4	2769.8	2711.4	2652.8	2594.4	2869.5	2650.3	33.1	Bullish
CANBK	111.5	114.5	113.0	110.3	108.7	106.0	115.9	112.6	45.7	Bearish
CONCOR	761.5	778.9	770.2	761.1	752.4	743.4	784.9	771.6	44.0	Bearish
CGPOWER	672.2	690.7	681.5	665.7	656.5	640.7	685.8	689.7	45.6	Bearish
CHOLAFIN	1553.8	1583.2	1568.5	1554.5	1539.8	1525.8	1605.2	1605.6	73.3	Bearish
CIPLA	1505.2	1529.1	1517.1	1498.6	1486.6	1468.1	1509.4	1485.7	55.0	Bullish
COLPAL	2371.2	2409.8	2390.5	2368.4	2349.1	2327.0	2422.1	2493.4	49.8	Bearish
COALINDIA	391.2	396.2	393.7	389.9	387.4	383.5	397.3	399.0	54.6	Bearish
COCHINSHIP	2161.6	2321.3	2241.5	2150.7	2070.9	1980.1	2208.8	2048.9	16.5	Bullish
COFORGE	1792.5	1863.8	1828.2	1786.3	1750.7	1708.8	1803.6	1724.0	33.7	Bullish

NSE 200 SUPPORT & RESISTANCE

SYMBOL	CLOSE	R2	R1	PIVOT	S1	S2	5 DMA	20 DMA	% Delivery	Trend
DABUR	466.5	472.7	469.6	466.9	463.8	461.1	480.2	482.4	63.7	Bearish
DIVISLAB	6667.0	6775.7	6721.3	6666.2	6611.8	6556.7	6683.6	6609.9	52.8	Bullish
DIXON	14311.0	14487.0	14399.0	14301.0	14213.0	14115.0	14703.0	15025.9	43.4	Bearish
DLF	851.3	875.5	863.4	844.7	832.6	813.9	862.9	808.7	44.8	Bullish
DMART	4051.9	4132.9	4092.4	4038.0	3997.5	3943.1	4092.6	4095.4	47.4	Bearish
DRREDDY	1362.5	1379.9	1371.2	1358.1	1349.4	1336.3	1348.8	1272.5	49.1	Bullish
EICHERMOT	5319.0	5404.7	5361.8	5290.7	5247.8	5176.7	5351.0	5373.1	60.1	Bearish
ESCORTS	3130.2	3429.4	3279.8	3028.1	2878.5	2626.8	3211.2	3359.1	27.4	Bearish
ETERNAL	249.1	254.5	251.8	247.5	244.8	240.5	254.0	240.9	58.0	Bullish
EXIDEIND	384.9	397.4	391.1	384.1	377.8	370.8	397.9	389.8	41.2	Bearish
FEDERALBNK	205.3	207.7	206.5	204.8	203.6	201.9	208.7	205.1	51.3	Bullish
GAIL	191.3	197.0	194.2	189.7	186.8	182.3	194.6	192.3	36.0	Bearish
GODREJCP	1188.8	1215.5	1202.1	1181.1	1167.7	1146.7	1209.6	1243.5	65.3	Bearish
GMRAIRPORT	80.9	82.6	81.7	80.8	80.0	79.1	83.7	85.6	67.1	Bearish
GLENMARK	1669.9	1718.6	1694.3	1649.6	1625.3	1580.6	1631.9	1502.2	49.0	Bullish
GODREJPROP	2402.0	2487.1	2444.5	2375.5	2332.9	2263.9	2432.7	2295.4	50.7	Bullish
GRASIM	2663.8	2714.3	2689.1	2662.4	2637.2	2610.5	2678.3	2630.1	55.3	Bullish
HAVELLS	1541.1	1585.2	1563.2	1524.2	1502.2	1463.2	1558.1	1547.4	50.3	Bearish
HCLTECH	1695.3	1736.7	1716.0	1690.3	1669.6	1643.9	1687.0	1654.9	54.1	Bullish
HDFCAMC	4969.2	5068.2	5018.7	4973.4	4923.9	4878.6	5092.5	4893.6	68.1	Bullish
HDFCBANK	1917.6	1941.2	1929.4	1921.2	1909.4	1901.2	1951.1	1938.9	68.3	Bearish
HDFCLIFE	752.9	762.7	757.8	749.0	744.1	735.3	758.9	764.6	55.3	Bearish
HEROMOTOCO	4333.8	4406.3	4370.1	4310.7	4274.5	4215.1	4367.1	4306.4	55.7	Bullish
HAL	5026.0	5191.9	5109.0	5000.5	4917.6	4809.1	5028.5	5003.2	27.2	Bullish
HINDALCO	641.8	654.6	648.2	641.6	635.2	628.6	651.4	649.1	54.3	Bearish
HINDPETRO	386.3	399.9	393.1	381.6	374.8	363.4	401.4	406.0	53.3	Bearish
HUDCO	228.2	235.0	231.6	226.6	223.2	218.1	237.7	238.1	26.6	Bearish
HINDUNILVR	2319.0	2338.2	2328.6	2315.3	2305.7	2292.4	2363.3	2365.0	70.3	Bearish
HYUNDAI	1941.4	1969.7	1955.5	1933.9	1919.7	1898.1	1947.1	1886.7	60.4	Bullish
HINDZINC	514.3	531.3	522.8	512.5	503.9	493.6	522.2	474.4	34.7	Bullish
ICICIBANK	1416.1	1431.6	1423.9	1413.7	1406.0	1395.8	1426.0	1442.5	70.8	Bearish
ICICIGI	1940.7	2004.2	1972.5	1918.2	1886.5	1832.2	1956.7	1896.5	70.9	Bullish
IDEA	6.7	6.8	6.7	6.7	6.6	6.5	6.9	6.9	36.6	Bearish
IDFCFIRSTB	70.4	72.1	71.3	70.2	69.4	68.3	71.3	68.6	58.4	Bullish
IGL	198.9	203.6	201.2	197.2	194.8	190.8	208.2	208.1	33.1	Bearish
INDHOTEL	735.2	751.8	743.5	735.2	726.9	718.7	761.1	767.3	61.9	Bearish
INDUSINDBK	816.9	832.7	824.8	818.9	811.0	805.2	833.0	810.0	39.1	Bullish
INDIANB	624.9	644.2	634.5	620.3	610.6	596.4	631.1	618.0	67.5	Bullish
INDIGO	5262.0	5394.0	5328.0	5252.0	5186.0	5110.0	5532.7	5448.8	44.2	Bearish
INDUSTOWER	380.4	385.9	383.1	378.7	375.9	371.5	388.0	386.2	57.8	Bearish
INFY	1602.0	1632.5	1617.3	1593.7	1578.5	1554.9	1602.1	1572.4	64.6	Bullish
NAUKRI	1459.8	1482.9	1471.3	1453.2	1441.6	1423.5	1497.7	1465.1	55.9	Bearish
IOC	140.3	146.4	143.4	140.2	137.2	134.0	142.8	142.7	41.6	Bearish
ICICIPRULI	629.5	636.9	633.2	627.0	623.3	617.1	635.7	640.4	48.7	Bearish
IRB	50.1	51.3	50.7	49.6	49.1	48.0	51.8	51.3	44.2	Bearish
IRCTC	770.7	787.3	779.0	766.4	758.0	745.4	780.4	780.7	48.3	Bearish
IREDA	167.3	174.1	170.7	166.7	163.3	159.4	178.2	174.8	45.1	Bearish
IRFC	138.3	141.7	140.0	138.0	136.3	134.3	143.3	141.2	30.2	Bearish
ITC	413.9	421.4	417.7	415.6	411.8	409.7	422.2	425.2	74.9	Bearish
JIOFIN	294.1	299.9	297.0	292.4	289.5	284.9	300.0	288.2	43.2	Bullish

NSE 200 SUPPORT & RESISTANCE

SYMBOL	CLOSE	R2	R1	PIVOT	S1	S2	5 DMA	20 DMA	% Delivery	Trend
JINDALSTEL	920.8	942.2	931.5	923.1	912.4	904.1	952.6	954.9	31.4	Bearish
JSWSTEEL	987.3	1000.3	993.8	987.6	981.1	974.9	1000.2	999.5	49.9	Bearish
JSWENERGY	506.9	521.9	514.4	508.3	500.8	494.8	525.5	508.6	41.4	Bearish
JUBLFOOD	681.5	704.7	693.1	677.2	665.6	649.7	685.9	675.7	31.9	Bullish
KALYANKJIL	519.0	529.2	524.1	515.9	510.8	502.7	534.3	552.6	29.0	Bearish
CUMMINSIND	3310.0	3368.6	3339.3	3293.7	3264.4	3218.8	3361.3	3185.0	63.0	Bullish
KOTAKBANK	2107.4	2150.5	2128.9	2100.5	2078.9	2050.5	2133.8	2088.7	66.3	Bullish
KPITTECH	1352.5	1378.6	1365.5	1347.8	1334.7	1317.0	1363.8	1337.7	34.1	Bullish
LICHSGFIN	600.0	609.2	604.6	596.7	592.1	584.1	613.0	603.0	51.3	Bearish
LICI	938.0	955.9	946.9	934.1	925.1	912.2	951.4	919.5	37.9	Bullish
LODHA	1452.6	1481.5	1467.1	1443.5	1429.1	1405.5	1471.3	1446.8	51.5	Bullish
LUPIN	1999.6	2038.5	2019.1	1999.5	1980.1	1960.5	2009.8	1983.5	54.4	Bullish
LT	3587.4	3666.5	3627.0	3556.4	3516.9	3446.3	3647.0	3632.9	55.6	Bearish
LTF	185.7	190.8	188.2	184.4	181.9	178.1	190.4	179.1	31.4	Bullish
LTIM	5429.0	5589.0	5509.0	5408.0	5328.0	5227.0	5376.2	5160.4	31.1	Bullish
MANKIND	2381.3	2413.3	2397.3	2370.7	2354.7	2328.1	2376.6	2426.1	48.6	Bearish
MFSL	1526.0	1552.9	1539.4	1518.4	1504.9	1483.9	1524.8	1484.1	67.0	Bullish
MAXHEALTH	1232.8	1278.1	1255.4	1216.9	1194.2	1155.7	1199.8	1165.3	48.3	Bullish
MAZADOCK	3200.4	3331.4	3265.9	3197.0	3131.5	3062.6	3298.4	3439.2	21.3	Bearish
M&M	3006.0	3072.0	3039.0	2985.5	2952.5	2899.0	3052.2	3047.0	65.0	Bearish
M&MFIN	270.5	274.9	272.7	269.7	267.5	264.6	278.1	265.6	55.8	Bullish
MOTILALOFS	821.3	846.2	833.7	819.6	807.1	793.0	855.2	815.6	48.8	Bullish
MOTHERSON	154.0	157.0	155.5	152.8	151.3	148.5	157.7	152.3	52.8	Bullish
MPHASIS	2644.2	2732.8	2688.5	2640.3	2596.0	2547.8	2652.6	2564.2	29.7	Bullish
MARICO	691.2	700.6	695.9	688.9	684.2	677.2	697.4	705.8	71.2	Bearish
MRF	137620.0	139873.3	138746.7	136873.3	135746.7	133873.3	137466.0	140200.3	45.6	Bearish
MARUTI	12408.0	12585.3	12496.7	12336.3	12247.7	12087.3	12481.4	12429.7	71.7	Bearish
MUTHOOTFIN	2598.7	2672.6	2635.7	2569.0	2532.1	2465.4	2557.2	2258.9	33.2	Bullish
NATIONALUM	185.7	192.5	189.1	185.8	182.4	179.1	188.3	184.1	37.1	Bullish
NESTLEIND	2376.8	2401.1	2388.9	2367.9	2355.7	2334.7	2405.7	2407.1	63.4	Bearish
NHPC	86.1	87.7	86.9	86.0	85.1	84.2	88.9	87.7	40.1	Bearish
NMDC	70.4	72.3	71.3	70.7	69.7	69.0	73.0	71.7	53.0	Bearish
NTPC	332.0	336.8	334.4	330.5	328.1	324.2	336.0	337.3	68.7	Bearish
NTPCGREEN	107.4	109.9	108.7	107.1	105.9	104.4	110.6	110.0	40.4	Bearish
NYKAA	194.7	197.9	196.3	193.7	192.1	189.6	197.9	199.0	51.7	Bearish
OBEROIRLTY	1903.1	1947.7	1925.4	1887.7	1865.4	1827.7	1903.0	1795.2	51.3	Bullish
OFSS	9478.5	9924.2	9701.3	9462.2	9239.3	9000.2	9393.7	8718.0	21.7	Bullish
OIL	477.8	491.8	484.8	479.0	472.0	466.3	456.6	433.7	33.7	Bullish
OLAELEC	47.0	47.6	47.3	46.8	46.5	46.0	48.2	50.7	38.4	Bearish
ONGC	251.5	259.0	255.3	252.2	248.4	245.4	246.8	243.6	28.0	Bullish
PAGEIND	46165.0	46831.7	46498.3	46001.7	45668.3	45171.7	46421.0	46675.0	57.1	Bearish
PATANJALI	1673.0	1685.9	1679.4	1671.4	1664.9	1656.9	1683.7	1705.4	48.2	Bearish
PAYTM	882.3	912.4	897.3	882.3	867.2	852.1	933.7	897.9	22.6	Bearish
PRESTIGE	1656.1	1707.7	1681.9	1636.0	1610.2	1564.3	1667.0	1541.6	45.9	Bullish
PHOENIXLTD	1595.9	1627.3	1611.6	1589.3	1573.6	1551.3	1618.8	1597.6	50.1	Bearish
PIIND	3972.6	4066.6	4019.6	3934.8	3887.8	3803.0	3951.2	3834.2	72.5	Bullish
PIDILITIND	3012.5	3109.9	3061.2	2970.6	2921.9	2831.3	3050.9	3046.2	54.5	Bearish
PETRONET	301.0	313.4	307.2	298.7	292.5	283.9	306.5	311.7	40.7	Bearish
PNB	106.6	108.6	107.6	106.4	105.4	104.2	109.8	105.6	40.2	Bullish
POLICYBZR	1890.4	1962.5	1926.5	1863.7	1827.7	1764.9	1885.1	1802.2	57.8	Bullish

NSE 200 SUPPORT & RESISTANCE

SYMBOL	CLOSE	R2	R1	PIVOT	S1	S2	5 DMA	20 DMA	% Delivery	Trend
POLYCAB	6030.5	6236.2	6133.3	5946.7	5843.8	5657.2	6105.8	6014.0	41.8	Bullish
PFC	406.5	412.2	409.3	405.2	402.3	398.1	422.7	413.4	47.9	Bearish
PREMIERENE	1011.9	1063.0	1037.5	1013.8	988.3	964.6	1048.1	1059.8	56.6	Bearish
PERSISTENT	5882.5	6090.8	5986.7	5861.3	5757.2	5631.8	5901.3	5688.7	39.6	Bullish
POWERGRID	285.5	289.2	287.4	284.6	282.7	279.9	294.3	294.2	70.0	Bearish
RECLTD	402.7	411.1	406.9	399.6	395.4	388.2	415.3	406.5	48.8	Bearish
RELIANCE	1427.9	1447.1	1437.5	1425.9	1416.3	1404.7	1441.1	1428.7	61.9	Bearish
RVNL	407.0	418.0	412.5	406.5	401.0	395.0	421.2	416.7	23.1	Bearish
SAIL	129.4	132.0	130.7	128.6	127.3	125.2	131.8	129.3	40.1	Bullish
SBICARD	1007.0	1029.2	1018.1	997.6	986.5	965.9	1004.1	940.3	57.1	Bullish
SBILIFE	1755.2	1793.7	1774.5	1747.2	1728.0	1700.7	1779.4	1785.3	68.2	Bearish
SBIN	792.4	801.7	797.0	791.6	787.0	781.6	810.1	801.9	54.1	Bearish
SHRIRAMFIN	667.2	687.2	677.2	660.3	650.3	633.5	683.9	663.4	44.3	Bullish
SUPREMEIND	4349.8	4463.3	4406.6	4309.2	4252.5	4155.1	4357.9	4159.2	48.0	Bullish
SIEMENS	3260.0	3335.1	3297.6	3233.7	3196.2	3132.3	3326.5	3286.5	56.0	Bearish
SJVN	98.5	100.3	99.4	98.3	97.4	96.3	101.8	101.2	33.7	Bearish
SOLARINDS	16850.0	17474.7	17162.3	16608.7	16296.3	15742.7	16764.6	15953.0	30.7	Bullish
SONACOMS	501.9	527.3	514.6	491.3	478.5	455.2	513.9	529.4	31.0	Bearish
SHREECEM	29610.0	29970.0	29790.0	29515.0	29335.0	29060.0	29756.0	30254.8	50.2	Bearish
SRF	3099.6	3158.0	3128.8	3092.2	3063.0	3026.4	3101.7	2987.3	59.8	Bullish
SUZLON	64.7	66.7	65.7	64.5	63.5	62.4	66.7	65.6	35.6	Bearish
SUNPHARMA	1687.8	1721.9	1704.8	1683.0	1665.9	1644.1	1689.8	1689.7	65.5	Bearish
SWIGGY	354.2	364.8	359.5	352.6	347.3	340.5	358.5	338.5	54.1	Bullish
TATASTEEL	152.1	154.2	153.2	151.5	150.5	148.8	154.9	158.8	51.7	Bearish
TATACONSUM	1078.4	1089.2	1083.8	1075.2	1069.8	1061.2	1100.8	1119.9	60.7	Bearish
TATATECH	753.5	769.7	761.6	750.9	742.8	732.0	773.1	765.9	43.6	Bearish
TATACOMM	1706.0	1749.0	1727.5	1690.9	1669.4	1632.8	1719.8	1688.3	61.4	Bullish
TCS	3445.7	3487.1	3466.4	3429.8	3409.1	3372.5	3447.3	3462.9	68.7	Bearish
TECHM	1659.0	1708.6	1683.8	1644.2	1619.4	1579.8	1626.2	1589.0	59.2	Bullish
TATAELXSI	6392.5	6543.8	6468.2	6383.8	6308.2	6223.8	6565.4	6421.6	36.1	Bearish
TIINDIA	2936.2	3080.1	3008.1	2951.6	2879.6	2823.1	3014.1	3039.2	60.4	Bearish
TORNTPOWER	1414.0	1437.7	1425.8	1407.9	1396.0	1378.1	1420.8	1408.7	35.4	Bullish
TATAPOWER	397.2	402.4	399.8	396.8	394.2	391.1	406.1	400.2	43.5	Bearish
TRENT	5590.0	5699.3	5644.7	5562.8	5508.2	5426.3	5744.3	5603.5	45.5	Bearish
TORNTPHARM	3252.5	3312.8	3282.7	3228.8	3198.7	3144.8	3223.8	3195.0	50.8	Bullish
TITAN	3421.9	3473.0	3447.5	3415.2	3389.7	3357.4	3494.9	3545.0	60.7	Bearish
TATAMOTORS	712.1	725.1	718.6	708.4	701.9	691.8	722.8	718.9	39.2	Bearish
TVSMOTOR	2740.9	2807.3	2774.1	2714.6	2681.4	2621.9	2747.9	2768.4	53.5	Bearish
UNIONBANK	146.2	150.2	148.2	146.6	144.6	143.0	151.9	146.5	34.9	Bearish
UNITDSPR	1453.1	1486.8	1470.0	1456.0	1439.2	1425.2	1528.9	1551.6	51.5	Bearish
UPL	632.5	646.1	639.3	631.2	624.4	616.3	635.9	635.5	59.5	Bearish
ULTRACEMCO	11224.0	11396.0	11310.0	11164.0	11078.0	10932.0	11332.4	11394.1	51.6	Bearish
VBL	469.9	476.8	473.3	469.2	465.7	461.6	474.9	478.4	55.6	Bearish
VEDL	458.1	473.2	465.6	456.1	448.6	439.1	461.5	445.8	45.2	Bullish
VMM	123.7	127.3	125.5	123.6	121.8	120.0	127.8	125.7	49.0	Bearish
VOLTAS	1277.2	1307.9	1292.5	1277.3	1261.9	1246.7	1296.7	1265.7	50.1	Bullish
WAAREEENER	2824.7	2899.9	2862.3	2802.3	2764.7	2704.7	2838.5	2878.2	31.5	Bearish
WIPRO	260.2	267.1	263.6	258.8	255.4	250.6	257.0	250.7	38.5	Bullish
YESBANK	20.2	20.5	20.3	20.1	20.0	19.8	20.6	21.1	39.8	Bearish
ZYDUSLIFE	975.0	988.6	981.8	970.9	964.1	953.2	977.6	934.9	53.8	Bullish

Disclosure & Disclaimer :

HDFC Securities Limited (HSL) is a SEBI Registered Research Analyst having registration no. INH000002475.

This report has been prepared by HDFC Securities Ltd and is solely for information of the recipient only. The report must not be used as a singular basis of any investment decision. The views herein are of a general nature and do not consider the risk appetite or the particular circumstances of an individual investor; readers are requested to take professional advice before investing. "This report may have been refined using AI tools to enhance clarity and readability."

Nothing in this document should be construed as investment advice. Each recipient of this document should make such investigations as they deem necessary to arrive at an independent evaluation of an investment in securities of the companies referred to in this document (including merits and risks) and should consult their own advisors to determine merits and risks of such investment. The information and opinions contained herein have been compiled or arrived at, based upon information obtained in good faith from sources believed to be reliable. Such information has not been independently verified and no guaranty, representation of warranty, express or implied, is made as to its accuracy, completeness or correctness. All such information and opinions are subject to change without notice. Descriptions of any company or companies or their securities mentioned herein are not intended to be complete. HSL is not obliged to update this report for such changes. HSL has the right to make changes and modifications at any time.

This report is not directed to, or intended for display, downloading, printing, reproducing or for distribution to or use by, any person or entity who is a citizen or resident or located in any locality, state, country or other jurisdiction where such distribution, publication, reproduction, availability or use would be contrary to law or regulation or what would subject HSL or its affiliates to any registration or licensing requirement within such jurisdiction.

If this report is inadvertently sent or has reached any person in such country, especially, United States of America, the same should be ignored and brought to the attention of the sender. This document may not be reproduced, distributed or published in whole or in part, directly or indirectly, for any purposes or in any manner.

Foreign currencies denominated securities, wherever mentioned, are subject to exchange rate fluctuations, which could have an adverse effect on their value or price, or the income derived from them. In addition, investors in securities such as ADRs, the values of which are influenced by foreign currencies effectively assume currency risk. It should not be considered to be taken as an offer to sell or a solicitation to buy any security.

This document is not, and should not, be construed as an offer or solicitation of an offer, to buy or sell any securities or other financial instruments. This report should not be construed as an invitation or solicitation to do business with HSL. HSL may from time to time solicit from, or perform broking, or other services for, any company mentioned in this mail and/or its attachments.

HSL and its affiliated company(ies), their directors and employees may; (a) from time to time, have a long or short position in, and buy or sell the securities of the company(ies) mentioned herein or (b) be engaged in any other transaction involving such securities and earn brokerage or other compensation or act as a market maker in the financial instruments of the company(ies) discussed herein or act as an advisor or lender/borrower to such company(ies) or may have any other potential conflict of interests with respect to any recommendation and other related information and opinions.

HSL, its directors, analysts or employees do not take any responsibility, financial or otherwise, of the losses or the damages sustained due to the investments made or any action taken on basis of this report, including but not restricted to, fluctuation in the prices of shares and bonds, changes in the currency rates, diminution in the NAVs, reduction in the dividend or income, etc.

HSL and other group companies, its directors, associates, employees may have various positions in any of the stocks, securities and financial instruments dealt in the report, or may make sell or purchase or other deals in these securities from time to time or may deal in other securities of the companies / organizations described in this report. As regards the associates of HSL please refer the website.

HSL or its associates might have managed or co-managed public offering of securities for the subject company or might have been mandated by the subject company for any other assignment in the past twelve months.

Please note that HDFC Securities has a proprietary trading desk. This desk maintains an arm's length distance with the Research team and all its activities are segregated from Research activities. The proprietary desk operates independently, potentially leading to investment decisions that may deviate from research views.

HSL or its associates might have received any compensation from the companies mentioned in the report during the period preceding twelve months from the date of this report for services in respect of managing or co-managing public offerings, corporate finance, investment banking or merchant banking, brokerage services or other advisory service in a merger or specific transaction in the normal course of business.

HSL or its analysts did not receive any compensation or other benefits from the companies mentioned in the report or third party in connection with preparation of the research report. Accordingly, neither HSL nor Research Analysts have any material conflict of interest at the time of publication of this report. Compensation of our Research Analysts is not based on any specific merchant banking, investment banking or brokerage service transactions. HSL may have issued other reports that are inconsistent with and reach different conclusion from the information presented in this report.

Research entity has not been engaged in market making activity for the subject company. Research analyst has not served as an officer, director or employee of the subject company. We have not received any compensation/benefits from the subject company or third party in connection with the Research Report.

HDFC securities Limited, I Think Techno Campus, Building - B, "Alpha", Office Floor 8, Near Kanjurmarg Station, Opp. Crompton Greaves, Kanjurmarg (East), Mumbai 400 042 Phone: (022) 3075 3400 Fax: (022) 2496 5066

Compliance Officer: Murli V Karkera Email: complianceofficer@hdfcsec.com Phone: (022) 3045 3600

For grievance redressal contact Customer Care Team Email: customercare@hdfcsec.com Phone: (022) 3901 9400

HDFC Securities Limited, SEBI Reg. No.: NSE, BSE, MSEI, MCX: INZ000186937; AMFI Reg. No. ARN: 13549; PFRDA Reg. No. POP: 11092018; IRDA Corporate Agent License No.: CA0062; SEBI Research Analyst Reg. No.: INH000002475; SEBI Investment Adviser Reg. No.: INA000011538; CIN - U67120MH2000PLC152193

Investment in securities market are subject to market risks. Read all the related documents carefully before investing.

Mutual Funds Investments are subject to market risk. Please read the offer and scheme related documents carefully before investing.

Registration granted by SEBI, membership of BASL (in case of IAs) and certification from NISM in no way guarantee performance of the intermediary or provide any assurance of returns to investors.